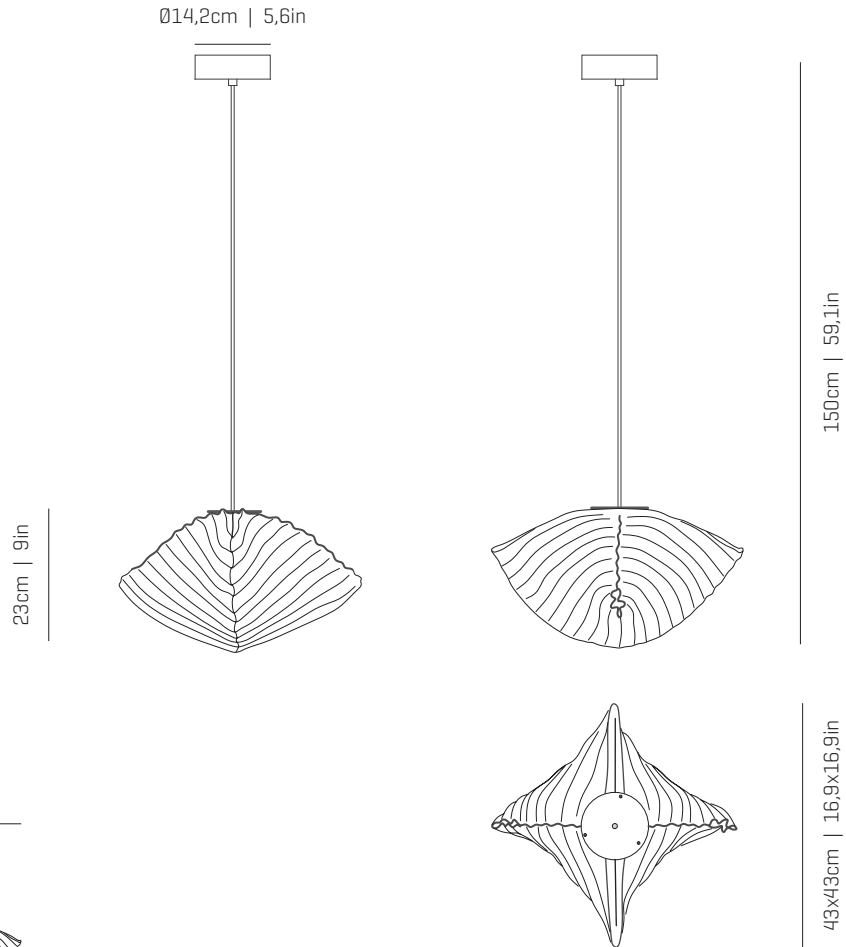


a

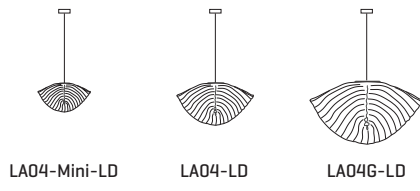
emotional light

lea collection

LED




ref. LA04-LD



MATERIALS & COMPONENTS | MATERIALES & COMPONENTES

LAMPSHADE | TULIPA

Painted stainless steel | One color to choose
Acero inoxidable pintado | Un color a elegir



BL

G

CUSTOM
COLOR

Stainless steel | Acero inoxidable

CANOPY AND CABLE

FLORÓN Y CABLE

Steel gloss nickel-plated
Acero níquel-satinado

Transparent or black cable
Cable transparente o negro

Standard: 150cm | 59,1in
Length/largo customizable
120V: 200cm | 78,7in

LIGHT SOURCE BUILT IN

FUENTE DE LUZ INCLUIDA

230V - 50Hz

18,1W 2700K 1645lm built-in

Dimming system: PHASE CUT

This product contains a light source of energy efficiency class **D**
Este producto contiene una fuente luminosa de la clase de eficiencia energética **D**



100-277V - 60Hz

18,1W 2700K 1645lm built-in

Dimming system: 0-10V & PHASE CONTROL

OTHER DATA | OTROS DATOS

NET WEIGHT

PESO NETO

1,5kg | 3,3lb

PACKAGING

EMBALAJE

36x36x31cm | 14,2x14,2x12,2 in
2,4kg | 5,3lb

ELECTRICAL FEATURES

CARACTERÍSTICAS ELÉCTRICAS



CERTIFICATIONS

CERTIFICACIONES

