

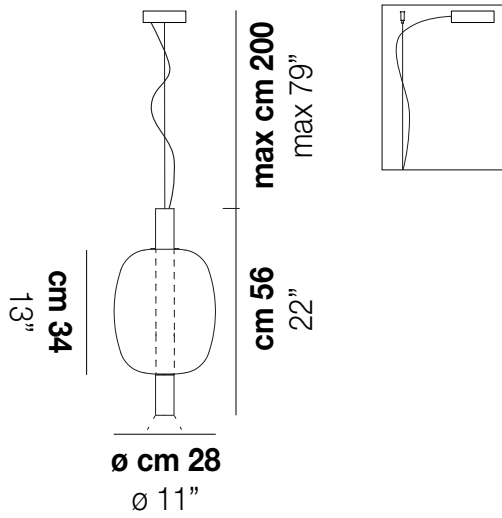
RIFLESSO

Design Chiaramonte & Marin

RIFLESSO SP 2L2



RIFLESSO SP 2L2



DATOS TÉCNICOS:



LED 2700K DIM2	1x9W+9W	220-240 V 50/60 Hz
LED 2700K DIM3	1x9W+9W	220-240 V 50/60 Hz
LED 3000K DIM2	1x9W+9W	220-240 V 50/60 Hz
LED 3000K DIM3	1x9W+9W	220-240 V 50/60 Hz

CERTIFICATIONS:



Led 2700 K 9W+9W 36V 2240 lm DIM2 Phase Cut
Led 2700 K 9W+9W 36V 2240 lm DIM3 0-10V, Push
Led 3000 K 9W+9W 36V 2240 lm DIM2 Phase Cut
Led 3000 K 9W+9W 36V 2240 lm DIM3 0-10V, Push

VOLUME	Mc 0,13
PESO BRUTO	Kg 8,5
PESO NETO	Kg 5

download




ACABADO DEL DIFUSOR



CRTR FUTR

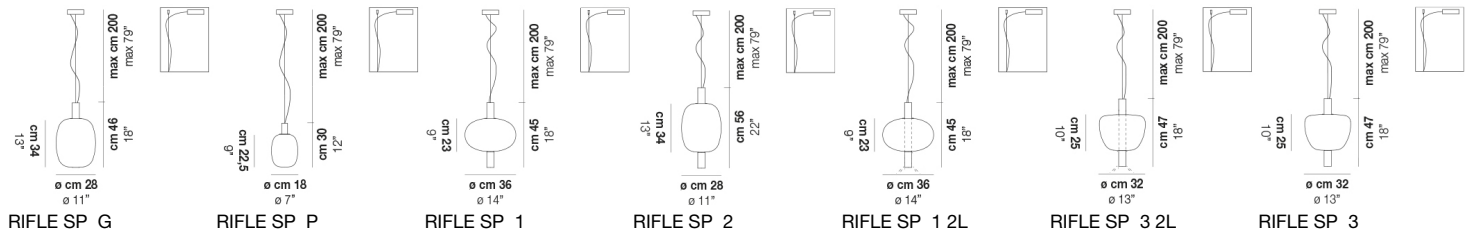
ACABADO PARTES METÁLICAS



BKS RAV

OTRAS VERSIONES DISPONIBLES

Haga clic en la versión para ir a la versión web del producto



RIFLE SP G

RIFLE SP P

RIFLE SP 1

RIFLE SP 2

RIFLE SP 1 2L

RIFLE SP 3 2L

RIFLE SP 3