

# B.lux

Decorative  
Lighting

Architectural  
Lighting

Outdoor  
Lighting

[grupoblux.com](http://grupoblux.com)



**B.lux**



Manufacturers	06
Designers	14
<b>Decorative lighting</b>	26
Suspension lamps	28
Floor lamps	122
Table lamps	142
Ceiling lamps	168
Wall lamps	200
System lamps	232
<b>Architectural lighting</b>	254
<b>Outdoor lighting</b>	316
Iconography	372

**B.lux**

El sabor de nuestra  
tierra y sus tradiciones

Der Geschmack unseres  
Landes und unserer  
Traditionen

# The essence of our land and its traditions

We work from an enclave located in the heart of nature, where we combine innovation and tradition with an offer that fuses technology with the best artwork.

We are deeply rooted in our environment. We are heirs to the traditional values of our land and to the best of its industrial character, such as commitment and satisfaction in the face of a job well done.

Producimos desde un enclave situado en plena naturaleza, donde aunamos innovación y tradición con una propuesta que fusiona tecnología con el mejor trabajo artesanal.

Sentimos un profundo arraigo por nuestro entorno. Somos herederos de los valores tradicionales de nuestra tierra y del mejor carácter industrial, como el compromiso y la satisfacción ante el trabajo bien hecho.

Wir produzieren aus einer Nische mitten in der Natur, wo wir Innovation und Tradition mit einem Vorschlag verbinden, der Technologie mit hochwertiger Handarbeit fusioniert. Wir fühlen uns tief mit unserer Umgebung verwurzelt. Wir sind die Erben der traditionellen Werte unseres Landes und des besten gewerblichen Charakters, wie das Engagement und die Zufriedenheit angesichts einer gut gemachten Arbeit.







Compromiso con  
el medioambiente

Verpflichtung  
zur Natur

# Commitment to what is natural

Our environment has given us everything and, to preserve this tremendous asset, we comply with the highest standards of production control and waste management. Ninety per cent of the raw materials we use are of Spanish origin and we use wood from controlled forests that meet the sustainability criteria established by the PEFC. This is just a small example of the many measures that we have taken to raise B.lux to the level of an industry with a present and future committed to nature.

Nuestro entorno nos lo ha dado todo, y para preservar ese inmenso valor, cumplimos con los mas altos estándares de control de producción y gestión de residuos. Utilizamos un 90% de materias primas de origen español y empleamos maderas de bosques controlados que cumplen con los criterios de sostenibilidad establecidos por el PEFC. Esto es solo un pequeño ejemplo de una infinidad de medidas que cada día hacen que B.lux sea una industria con un futuro realmente "verde".

Unsere Umgebung hat uns alles gegeben, und um diesen immensen Wert zu bewahren, halten wir die strengsten Kontrollregeln für Produktion und Abfallentsorgung ein. Unser Rohmaterial kommt zu 90% aus Spanien, und wir verwenden Holz aus kontrollierten Wäldern, die die Kriterien der Nachhaltigkeit einhalten, die vom PEFC festgelegt wurden. Dies ist nur ein kleines Beispiel für eine Vielzahl von Maßnahmen, die B.lux in eine Industriekategorie erheben, die sich heute und in der Zukunft der Natur verschrieben hat.

# Control, trust and effort

Our products are distributed in 65 countries on five continents. This outstanding international presence is possible thanks to the rigorous control of the manufacturing and distribution processes to which we subject our luminaires, allowing them to meet and exceed the most demanding quality standards. We are committed to long-lasting relationships based on trust between manufacturer and customer. Our success is based on a slow growth, sustained over time, which advances with secure steps. There are no secrets – this is the natural result of our team's dedication and talent focused on offering the best service.

Nuestros productos se distribuyen en 65 países de los cinco continentes. Esta destacada presencia internacional es posible gracias al riguroso control de los procesos de fabricación y distribución del que gozan nuestras luminarias. Apostamos por las relaciones largas y duraderas basadas en la confianza entre fabricante y cliente. Nuestro éxito se fundamenta en un crecimiento pausado, sostenido en el tiempo, con pasos seguros. No hay secretos, sino el resultado natural de nuestra dedicación y talento de nuestro equipo para darte el mejor servicio.

Unsere Produkte werden in sechs Ländern auf den fünf Kontinenten vertrieben. Diese ausgezeichnete internationale Präsenz ist möglich dank einer strengen Kontrolle der Herstellungs- und Verkaufsprozesse, der wir unsere Lampen unterziehen, sodass sie die strengsten Qualitätsstandards übertreffen. Wir setzen auf lange und dauerhafte Beziehungen, die auf dem Vertrauen zwischen Hersteller und Kunden beruhen. Unser Erfolg basiert auf einem bedächtigen Wachstum, nachhaltig in der Zeit, das mit sicheren Schritten voranschreitet. Wir haben keine Geheimnisse, es ist das natürliche Ergebnis der Hingabe und des Talents unserer Mitarbeiter, den besten Dienst zu leisten.



# #berespectful

As part of our Corporate Social Responsibility (CSR) policy, we have developed a comprehensive plan that establishes and fosters our key targets for sustainable development.

**#berespectful** embodies our commitment to the environment, innovation, the social and economic scene and product quality.

Dentro de nuestra política de Responsabilidad Social Empresarial (RSE), hemos desarrollado un plan integral que ampara y potencia nuestros principales objetivos de desarrollo sostenible.

**#berespectful** es un compromiso con el medioambiente, la innovación, el entorno social y económico, y la calidad del producto.

Im Rahmen unserer Politik der sozialen Unternehmensverantwortung haben wir einen umfassenden Plan entwickelt, der unsere Hauptziele der nachhaltigen Entwicklung unterstützt und fördert.

**#berespectful** ist eine Verpflichtung gegenüber der Umwelt, der Innovation, dem sozialen und wirtschaftlichen Umfeld und der Produktqualität.





1. Our products are made with recycled material and are recyclable.
2. We participate in the circular economy producing products that have a long life.
3. 100% of our electrical consumption comes from renewable sources.
4. Day after day, we fight to reduce our carbon footprint. This is why we implement policies to keep waste to a minimum, recycle and use recycled materials.
5. We promote innovation and incorporate technological advances in order to grow and help our community grow as well.
6. We support the local industry. Our suppliers are European and many of them live in our region.
7. Our company ethics are to work for the right to progress, workplace security, and for the equality of opportunities for men and women.
8. We carry our activities and alliances with like-minded organizations.
9. We work towards a more human, eco-friendly and sustainable future.

1. Nuestros productos están compuestos por materiales reciclados y son reciclables.
2. Nuestros productos son diseñados para tener una larga vida, además de contribuir a una economía circular.
3. El 100% de nuestro consumo eléctrico proviene de fuentes renovables y actuamos sobre la eficiencia energética.
4. Luchamos cada día por reducir nuestra huella de carbono. Por ello, implementamos políticas de residuos mínimos, reciclaje y uso de materiales reciclados.
5. Fomentamos la innovación e incorporamos avances tecnológicos para crecer y cuidar nuestro entorno.
6. Apoyamos la industria local. Nuestros proveedores son europeos, y en un gran porcentaje residen en nuestra región.
7. Nuestra ética empresarial trabaja por el derecho al progreso, la seguridad laboral y la igualdad de oportunidades entre hombres y mujeres.
8. Alcanzamos alianzas en colaboración con organizaciones y causas con la misma finalidad.
9. Trabajamos por un futuro más humano, ecológico y sostenible.

1. Unsere Produkte bestehen aus recycelten Materialien und können recycelt werden.
2. Unsere Produkte sind so konzipiert, dass sie eine lange Lebensdauer haben und gleichzeitig zu einer Kreislaufwirtschaft beitragen.
3. 100 % unseres Stromverbrauchs stammen aus erneuerbaren Quellen, und wir setzen auf Energieeffizienz.
4. Wir bemühen uns jeden Tag, unseren CO<sup>2</sup>-Fußabdruck zu verringern. Daher haben wir Richtlinien für minimalen Abfall, Recycling und die Verwendung von recycelten Materialien eingeführt.
5. Wir fördern Innovationen und nutzen technologische Fortschritte aus, um zu wachsen und unsere Umwelt zu schonen.
6. Wir unterstützen die lokale Industrie. Unsere Lieferanten sind Europäer, und ein großer Prozentsatz von ihnen lebt in unserer Region.
7. Unsere Geschäftsethik setzt sich für das Recht auf Fortschritt, Sicherheit am Arbeitsplatz und Chancengleichheit zwischen Männern und Frauen ein.
8. Wir schließen Bündnisse und arbeiten mit Organisationen und Projekten zusammen, die das gleiche Ziel verfolgen.
9. Wir arbeiten für eine menschlichere, ökologischere und nachhaltigere Zukunft.

# Designers

**AIA Salazar-Navarro****Carlos Serra****David Abad****Dhemem**

Collaboration with top external designers has always been a cornerstone of our trajectory and growth. This strategy, which is widespread today, was not so common in the early 80s, when we embarked on our first collaborative experience with Guillermo Capdevilla, who designed the successful B.lux System. Since then, we have focused on channelling the creative wealth of established professionals and talented up-and-coming designers with a view to offering a coherent, innovative and up-to-the-minute product range.

La colaboración con diseñadores externos de primer orden ha constituido un pilar fundamental en nuestra trayectoria y crecimiento. Esta estrategia, tan habitual hoy en día, no lo era a comienzos de los años 80, cuando tuvimos nuestra primera experiencia con Guillermo Capdevilla, diseñador del exitoso B.lux System. Desde entonces, nuestro cometido se ha centrado en canalizar la riqueza creativa de profesionales consagrados y jóvenes promesas del diseño, en el empeño de elaborar una oferta de producto coherente, innovadora y permanentemente actualizada.

Die Zusammenarbeit mit externen Designern von Rang hat in unserer Firmengeschichte und bei unserem Wachstum stets eine grundlegende Rolle gespielt. Diese Strategie mag heute weiter verbreitet sein, doch das war Anfang der 80er Jahre nicht der Fall, als wir in diesem Bereich unsere ersten Erfahrungen mit Guillermo Capdevilla sammelten, dem Designer des erfolgreichen B.lux System. Seither haben wir es stets als unsere Aufgabe erachtet, das kreative Potential namhafter Designer wie auch vielversprechender Talente zu nutzen und so ein gut durchkonzipiertes, innovatives und stets aktuelles Angebot zu schaffen.



e27, Tim Brauns



GC Studio



Gemma Bernal



Héctor Fernández



Jan Van Lierde



Jon Santacoloma



Jorge Pensi



Josep Lluís Xuclà



Manel Ybargüengoitia



Mario Ruiz



Martínez y Soler Arquitectos



Miguel Ángel Ciganda



Miguel Herranz



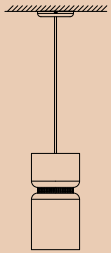
Stone Designs




Werner Aisslinger

## Decorative lighting

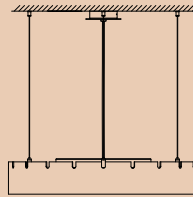
## Suspension lamps



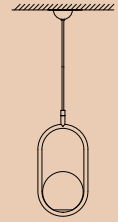
**Aspen**  
p. 30



**Bowee**  
p. 34



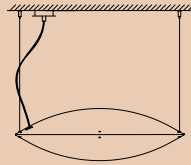
**Castle**  
p. 40



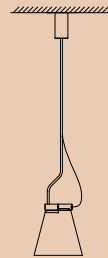
**C\_Ball**  
p. 44



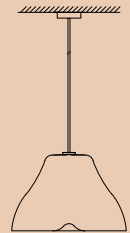
**Centra / Minicentra**  
p. 48




**Clon**  
p. 50



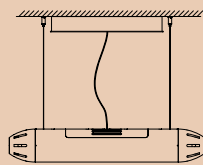
**Cone Light**  
p. 52




**Ginkgo**  
p. 54



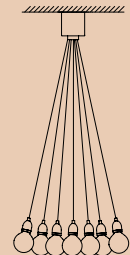
**Globe**  
p. 56



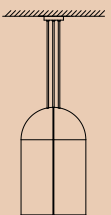
**HLF**  
p. 58



**Ilde**  
p. 60



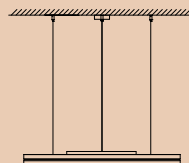
**Ilde Max**  
p. 62



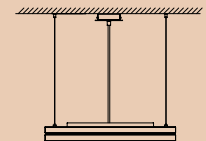
**Ireland**  
p. 66



**Keshi**  
p. 68




**Lite Hole**  
p. 72



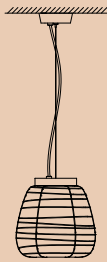
**Lite Square**  
p. 76



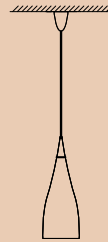
## Suspension lamps



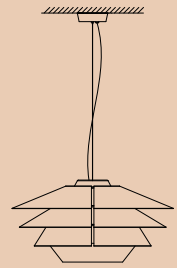
**Micro**  
p. 78



**Misko**  
p. 80



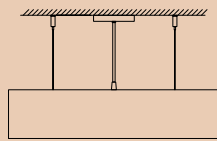
**Nite**  
p. 84



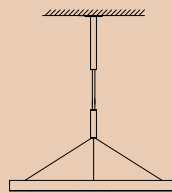
**Overlay**  
p. 86




**Phi**  
p. 90



**Quadrat**  
p. 92



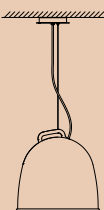
**R2**  
p. 94



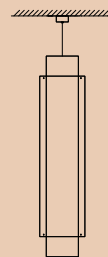
**Roof**  
p. 100




**Royal**  
p. 102



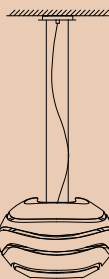
**Scout**  
p. 104



**Skin**  
p. 108



**Speers**  
p. 112



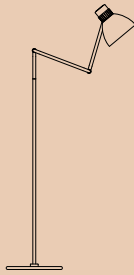
**Tree Series**  
p. 120

## Decorative lighting

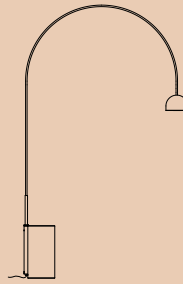
## Floor lamps



**Aspen**  
p. 124



**Blux System**  
p. 126



**Bowee**  
p. 128



**C\_Ball**  
p. 130



**Lola**  
p. 132



**Misko**  
p. 134



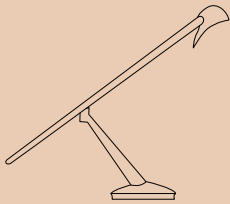
**Overlay**  
p. 136



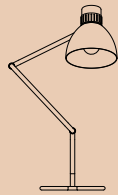
**Royal**  
p. 138



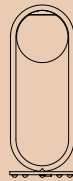
**Speers**  
p. 140



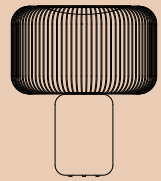
**Bluebird**  
p. 144



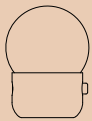
**Blux System**  
p. 146



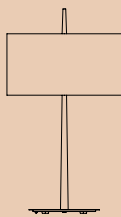
**C\_Ball**  
p. 148



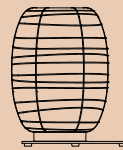
**Keshi**  
p. 150



**Kup Camp**  
p. 152



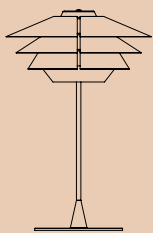
**Lola**  
p. 154



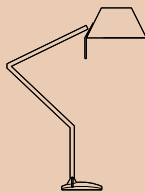
**Misko**  
p. 156




**Misko Camp**  
p. 158



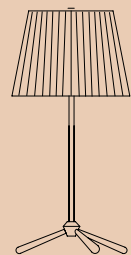
**Overlay**  
p. 160



**Petite**  
p. 162



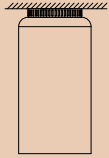
**Regina**  
p. 164



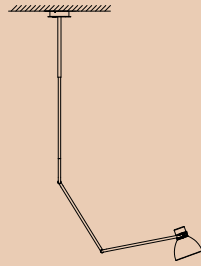
**Royal**  
p. 166

## Decorative lighting

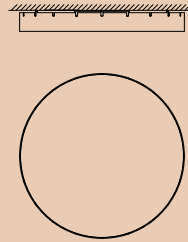
## Ceiling lamps




**Aspen**  
p. 170



**Blux System**  
p. 174



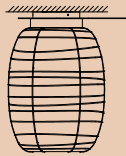
**Castle**  
p. 176




**Lite Hole**  
p. 178



**Lite Square**  
p. 182



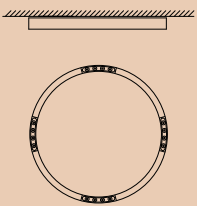
**Misko**  
p. 184



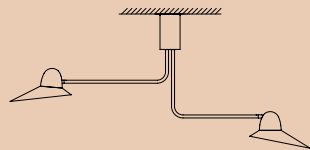
**Q. Bo**  
p. 186



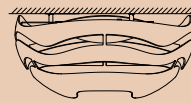
**Quadrat**  
p. 188



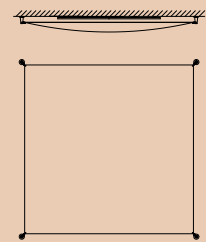
**R2**  
p. 190




**Speers ARM**  
p. 192



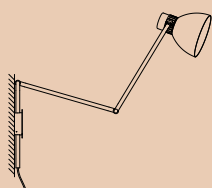
**Tree Series**  
p. 194



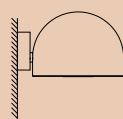
**Veroca**  
p. 196



**A3-A4**  
p. 202



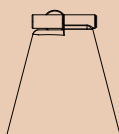
**Blux System**  
p. 204



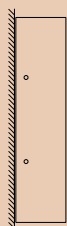
**Bowee**  
p. 208



**C\_Ball**  
p. 210



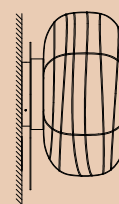
**Cone Light**  
p. 212



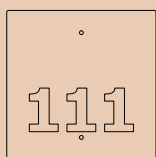
**Dolce**  
p. 214



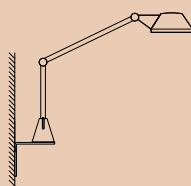
**Eliana**  
p. 216



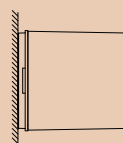
**Misko**  
p. 218



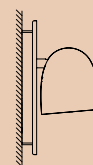
**Nora**  
p. 220



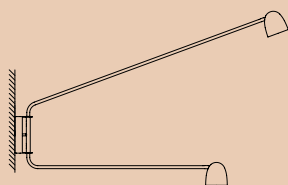
**Petite**  
p. 222



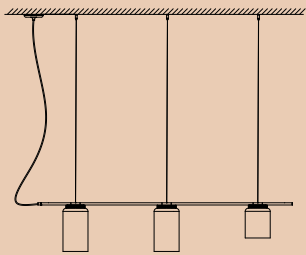
**Q. Bo**  
p. 224



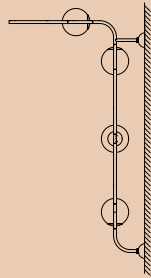
**Speers**  
p. 226



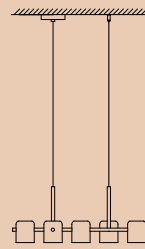
**Speers Arm**  
p. 228



Aspen  
p. 234



C\_Ball System  
p. 238



Kup  
p. 244

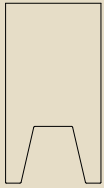


Kupetz  
p. 248



## Architectural lighting

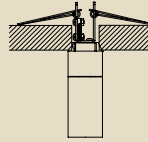
---



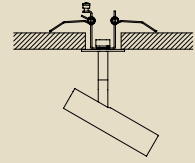
**Anvil System**  
p. 256



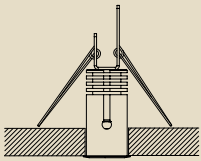
**Anvil Led Module**  
p. 272



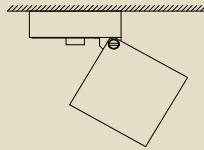
**Anvil Spot**  
p. 276



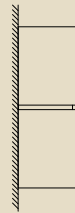
**Anvil Slim Spot**  
p. 280



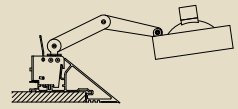
**Anvil Point**  
p. 282



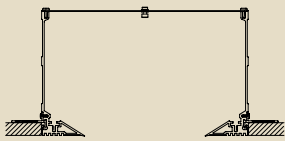
**Blok**  
p. 284



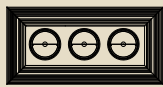
**Miniblok**  
p. 288



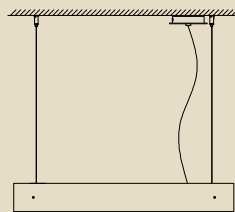
**Deep Cove System**  
p. 290



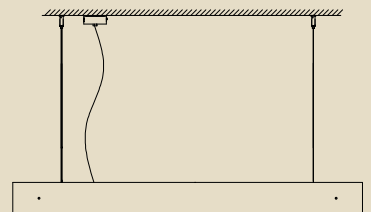
**Deep System**  
p. 294




**Deep R**  
p. 300



**Marc**  
p. 302



**Marc Dos**  
p. 310

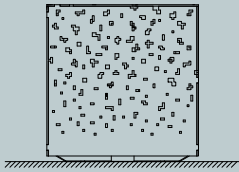


**Roof**  
p. 314




## Outdoor lighting

---



**AMS**  
p. 318



**Blok Out**  
p. 320



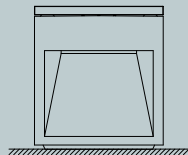
**Frame**  
p. 324



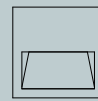
**Inn Side**  
p. 328



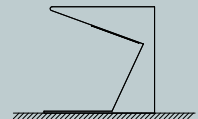
**Kanpazar**  
p. 330



**Lap Bench**  
p. 334



**Lap WR**  
p. 338



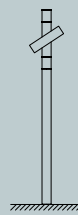
**Noray**  
p. 340



**Speers Outdoor**  
p. 342



**Speers Outdoor W1 / Bollard**  
p. 346



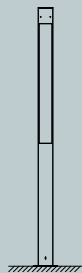
**Tube**  
p. 350



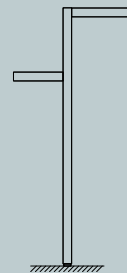
**Zen**  
p. 354



**Zenthin**  
p. 358



**Topa**  
p. 362



**Zenete**  
p. 366

**B.lux**

# **Decorative lighting**





Suspension  
lamps



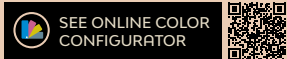
**B.lux**

# Aspen

by  
**Werner Aisslinger**

**Decorative  
lighting**

Suspension  
lamps



Double-shade suspension lamp, available in three sizes (S17A, S17B and S40). Available with aluminum shade in different matte finishes: *grey, snow, lemon, mango, clear turquoise, aqua, merlot, river, sea, rose, limestone and brass*. All shades can be combined. Direct and diffused light.

Luminaria de suspensión de doble pantalla disponible en tres formatos (S17A, S17B y S40). Disponible con pantalla de aluminio en diferentes acabados mate: *grey, snow, lemon, mango, clear turquoise, aqua, merlot, river, sea, rose, limestone y latón*. Todas las pantallas son combinables entre sí. Luz directa y difusa.

Hängelleuchte mit doppeltem Schirm, verfügbar in drei Formaten (S17A, S17B und S40). Verfügbar mit einem Aluminiumschirm in drei verschiedenen Ausfertigungen in matt: *grey, snow, lemon, mango, clear turquoise, aqua, merlot, river, sea, rose, limestone und messing*. Alle Schirme können untereinander kombiniert werden. Direktes und Streulicht.

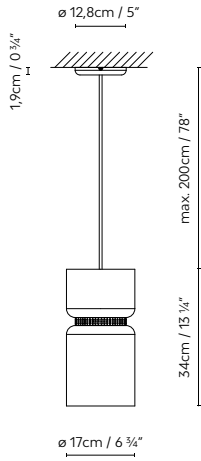


Aspen

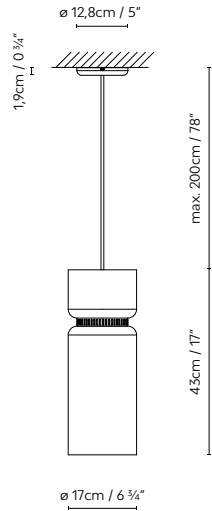




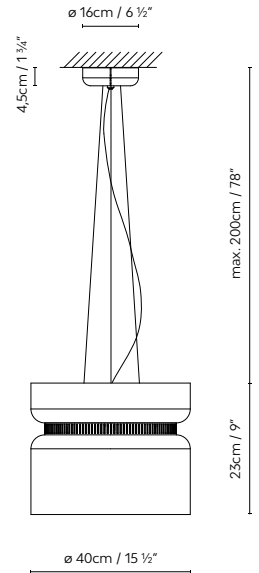
ASPEN S17A



ASPEN S17B



ASPEN S40



- SHADE:**
- Grey (matte)
  - Mango (matte)
  - Merlot (matte)
  - Rose (matte)
  - Snow (matte)
  - Clear turquoise (matte)
  - River (matte)
  - Limestone (matte)
  - Lemon (matte)
  - Aqua (matte)
  - Sea (matte)
  - Brass (matte)

- RING:**
- Black (matte)

727350 **ASPEN S17A** LED LED 16,6W 1350lm 2700K CRI≥90 230V DIM PHASE-CUT  
 727351 **ASPEN S17B** LED

727320 **ASPEN S17A** (E27) LED 15W (E27) / Fluo. max. 30W (E27)  
 727321 **ASPEN S17B** (E27)

727352 **ASPEN S40** LED LED 24,4W 3605lm 700mA 2700K CRI≥90 110-230V DIM PUSH/1-10V

727353 **ASPEN S40** (E14) LED 2 x 6W (E14) / Fluo. 2 x max. 8W (E14)

**B.lux**

# Bowee

by  
**Werner Aisslinger**

**Decorative  
lighting**

Suspension  
lamps

LED suspension lamp made with half-sphere shades, available as vertical (S) or horizontal (SH). Bowee S is available with either one shade (S1) or two shades (S2). Bowee SH comes with four shades (SH4) or six shades (SH6). All light sources can be positioned on the horizontal axis and give diffused light. Available in metallic English bronze, matte turquoise and matte beige.

Luminaria LED de suspensión formada por pantallas de forma semiesférica, disponible en versión vertical (S) y horizontal (SH). Bowee S está disponible con una única pantalla (S1) y con dos pantallas (S2). Bowee SH se comercializa con cuatro pantallas (SH4) y con seis pantallas (SH6). Todas las fuentes de luz son orientables en su eje horizontal y emiten luz difusa. Disponible en acabado bronce inglés metalizado, turquesa mate, y beige mate.

LED-Hängeleuchte bestehend aus halbkugelförmigen Schirmen, verfügbar in vertikaler (S) und horizontaler (SH) Ausführung. Bowee S ist verfügbar mit einem einzigen Schirm (S1) oder mit zwei Schirmen (S2). Bowee SH wird mit vier Schirmen (SH4) oder mit sechs Schirmen (SH6) angeboten. Alle Lichtquellen können auf ihrer horizontalen Ebene ausgerichtet werden und geben Streulicht aus. Verfügbar in einer metallic Englisch Bronze, matt türkisfarbenen und matt beigefarbenen Ausführung.

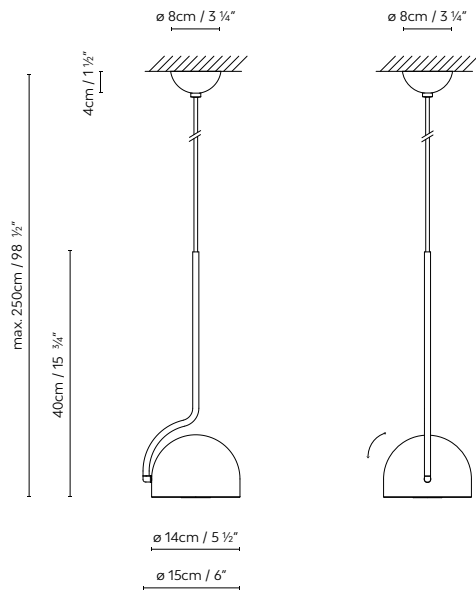


Bowee

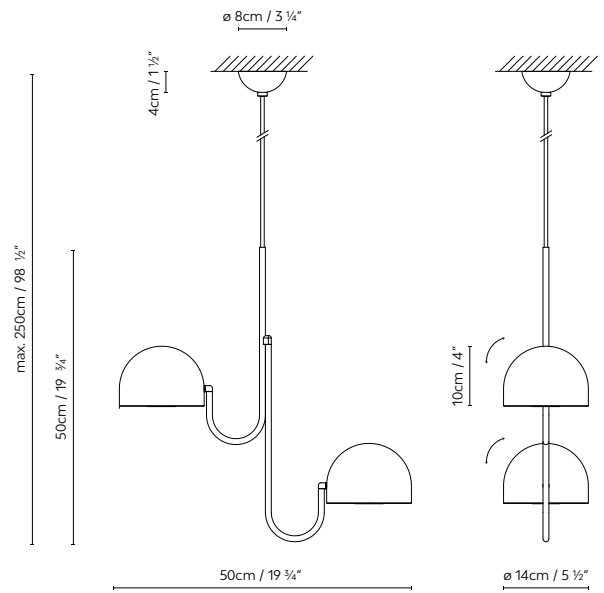




### BOWEE S1



### BOWEE S2




● Beige (matte)   
 ● Clear turquoise (matte)   
 ● Metallic English bronze

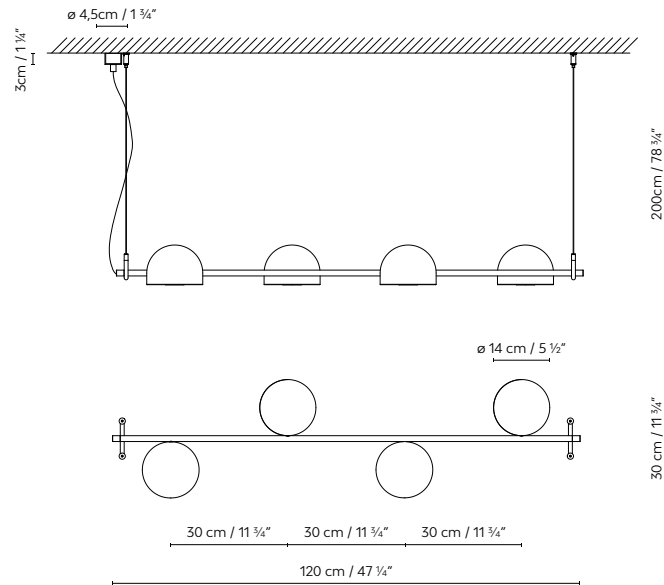
758300 **BOWEE S1 BEIGE**  
 758301 **BOWEE S1 CLEAR TURQUOISE** LED 6,4W 760lm 350mA 3000K CRI≥90  
 758302 **BOWEE S1 METALLIC ENGLISH BRONZE**

758320 **BOWEE S2 BEIGE**  
 758321 **BOWEE S2 CLEAR TURQUOISE** LED 2 x 6,4W 1520lm 350mA 3000K CRI≥90  
 758322 **BOWEE S2 METALLIC ENGLISH BRONZE**

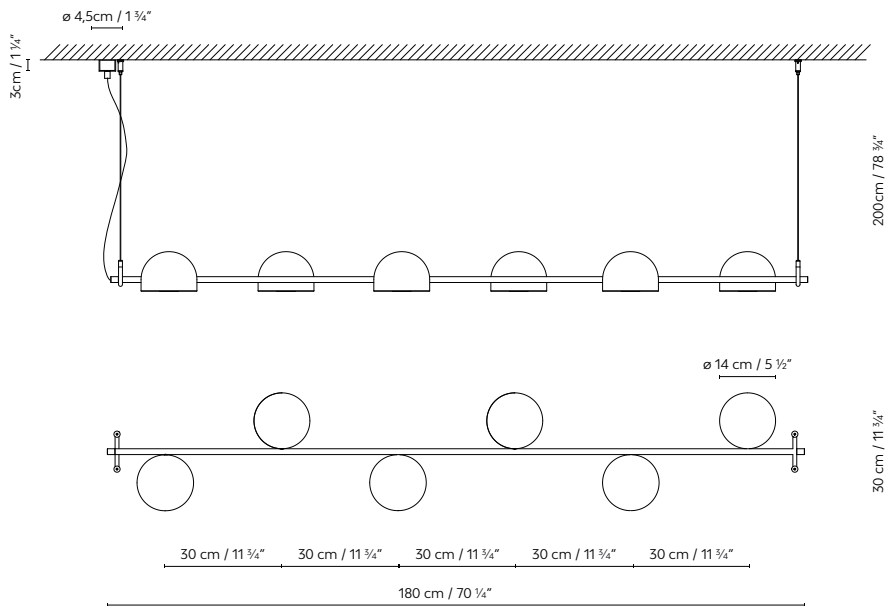
Bowee



**BOWEE SH4**



**BOWEE SH6**



- Beige (matte)
- Clear turquoise (matte)
- Metallic English bronze

758350	<b>BOWEE SH4 BEIGE</b>	
758351	<b>BOWEE SH4 CLEAR TURQUOISE</b>	LED 4 x 6,4W 3040lm 350mA 3000K CRI≥90
758352	<b>BOWEE SH4 METALLIC ENGLISH BRONZE</b>	

758360	<b>BOWEE SH6 BEIGE</b>	
758361	<b>BOWEE SH6 CLEAR TURQUOISE</b>	LED 6 x 6,4W 4560lm 350mA 3000K CRI≥90
758362	<b>BOWEE SH6 METALLIC ENGLISH BRONZE</b>	

**B.lux**

# Castle

by  
**Stone Designs**

**Decorative  
lighting**

Suspension  
lamps

Round aluminum LED suspension lamp with a highly uniform opal white PMMA diffuser. It allows multiple configurations with a single connection. Finishes: textured matte white, textured matte black and natural oak. Direct light with a soft indirect light effect. Available in three sizes. Dimmer.

Luminaria LED de suspensión fabricada en aluminio, con cuerpo circular y difusor de PMMA blanco opal de alta uniformidad. Permite múltiples composiciones con una única acometida. Acabados: blanco mate texturado, negro mate texturado, y roble natural. Luz directa, con un suave efecto de luz indirecta. Disponible en tres tamaños. Dimmer.

LED-Hängeleuchte aus Aluminium mit rundem Körper und PMMA-Difusor in weißlich opaler Farbe mit hoher Gleichförmigkeit. Erlaubt eine Vielzahl an Kompositionen mit einem Stromanschluss. Ausführungen: mattes, strukturiertes Weiß, mattes, strukturiertes Schwarz und naturbelassene Eiche. Direktes Licht mit weichen indirekten Lichteffekten. In drei Größen verfügbar. Dimmer.



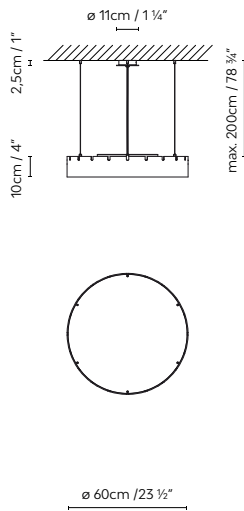


Castle

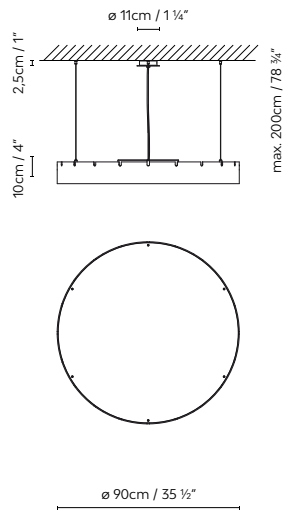




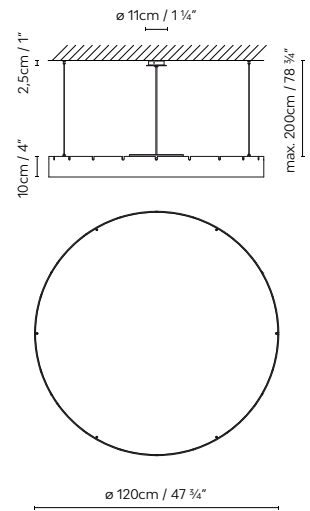
CASTLE S60



CASTLE S90



CASTLE S120



○ White (matte)   ● Black (matte)   ● Natural Oak

737311   **CASTLE S60** WHITE  
 737312   **CASTLE S60** BLACK   LED 17,4W 3416lm 150mA 3000K CRI≥90 230V DIM PUSH/DALI  
 737313   **CASTLE S60** OAK

737331   **CASTLE S90** WHITE  
 737332   **CASTLE S90** BLACK   LED 41W 7960lm 350mA 3000K CRI≥90 230V DIM PUSH/DALI  
 737333   **CASTLE S90** OAK

737351   **CASTLE S120** WHITE  
 737352   **CASTLE S120** BLACK   LED 19,5W 3664lm 225mA + LED 41W 7960lm 350mA 3000K CRI≥90 230V DIM PUSH/DALI  
 737353   **CASTLE S120** OAK



**B.lux**

# C\_Ball

by  
**Stone Designs**

**Decorative  
lighting**

Suspension  
lamps

Suspension lamp consisting of one (S1) or two (S2) opal glass spheres. Its metal components are available in two finishes: satin brass or matte black.

Luminaria de suspensión formada por una esfera de vidrio opal (S1) o dos (S2). Sus partes metálicas están disponibles en dos acabados: latón satinado, o negro mate.

Hängeleuchte mit einer Opalglasskugel (S1) oder mit zwei Opalglasskugeln (S2). Die Metallteile sind in den Ausführungen Messing satiniert oder Schwarz matt.

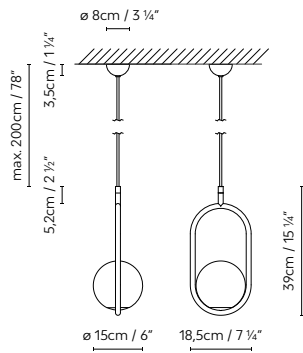


C\_Ball

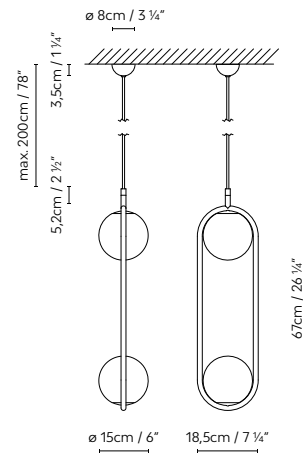




### C\_BALL S1



### C\_BALL S2



Brass (satin)



Black (matte)

748310  
748315

**C\_BALL S1** BRASS  
**C\_BALL S1** BLACK

LED 6W (E14) / Fluo. max. 12W (E14)

748320  
748325

**C\_BALL S2** BRASS  
**C\_BALL S2** BLACK

LED 2 x 6W (E14) / Fluo. max. 2x 12W (E14)



REQUEST



C\_BALL F p. 130



C\_BALL T p. 148



C\_BALL W p. 210



C\_BALL SYSTEM p. 238

**B.lux**

# Centra / Minicentra

by  
David Abad

Decorative  
lighting

Suspension  
lamps

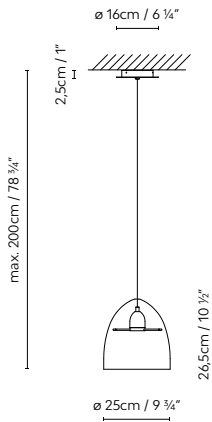
Suspension lamp with a metallic structure and blown glass shade. Transparent shade, matte black structure and black textile cable. Available in two sizes (Centra and Minicentra) and with one shade (S1) or two shades (S2).

Luminarias de suspensión de estructura metálica y pantalla de cristal soplado. Pantalla transparente, estructura negra mate y cable textil negro. Disponible en dos tamaños (Centra y Minicentra), y con una pantalla (S1) o con dos (S2).

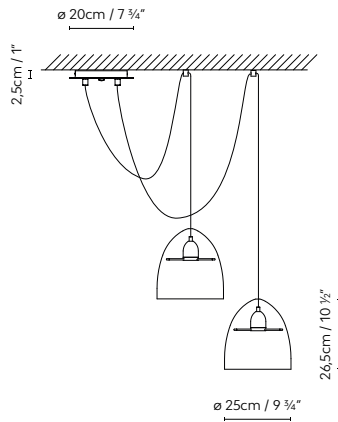
Hängeleuchte mit Metallstruktur und Schirm aus geblasenem Glas. Transparenter Schirm, mattschwarze Struktur und schwarzes Textilkabel. Verfügbar in zwei Größen (Centra und Minicentra) und mit einem Schirm (S1) oder mit zwei Schirmen (S2).



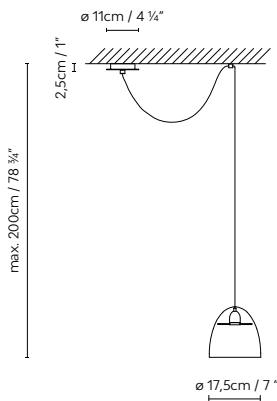
### CENTRA S1



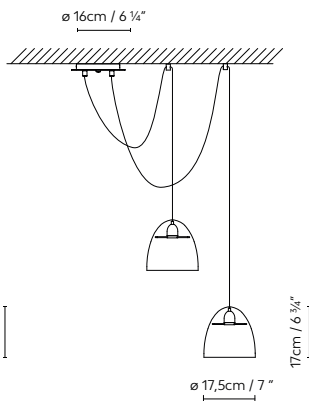
### CENTRA S2



### MINICENTRA S1



### MINICENTRA S2



● ● Transparent-Black

711374  
711379

**CENTRA S1** LED TRANSPARENT-BLACK  
**CENTRA S2** LED TRANSPARENT-BLACK

LED 9W 1100lm 500mA 2700K CRI≥90 110-230V  
LED 2 x 9W 1100lm 500mA 2700K CRI≥90 110-230V

711384  
711393

**MINICENTRA S1** LED TRANSPARENT-BLACK  
**MINICENTRA S2** LED TRANSPARENT-BLACK

LED 6,3W 570lm 350mA 2700K CRI≥90 230V  
LED 2 x 6,3W 1140lm 350mA 2700K CRI≥90 230V



**B.lux**

# Clon

by  
**Miguel Ángel Ciganda**

**Decorative  
lighting**

Suspension  
lamps

Individual suspension lamps with an opal white PMMA diffuser. Direct and indirect light. It allows for multiple configurations.

Luminaria de suspensión individual, con difusor de PMMA opal blanco. Luz directa e indirecta. Permite realizar composiciones modulares.

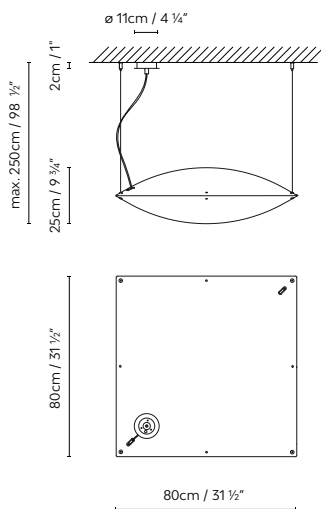
Einzelne Hängeleuchte mit Diffusor aus opalweißem PMMA. Direkte und indirekte Beleuchtung. Lässt sich modulweise kombinieren.





**CLON S LINK**

○ Opal white



738310

**CLON S LINK**

LED opal 4 x max. 14W (E27) /  
Fluo. 4 x max. 24W (E27)



REQUEST

**B.lux**

# Cone Light

by  
**Werner Aisslinger**

**Decorative  
lighting**

Suspension  
lamps

Vitrified translucent porcelain suspension lamp. Single or double versions. Available in texturized matte white with brass fittings. A soft glow around it, and direct light below.

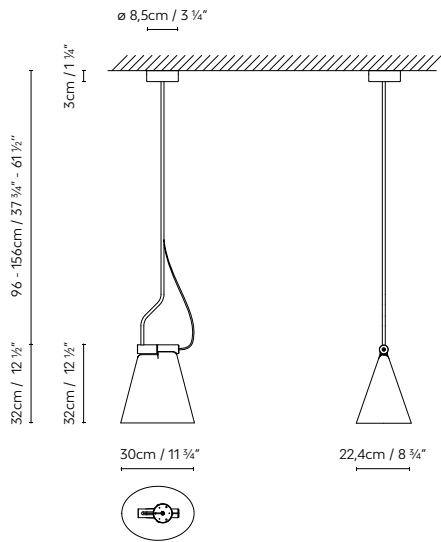
Luminaria de suspensión individual o doble, de porcelana traslúcida vitrificada. Disponible en acabado blanco mate texturado, con herrajes de latón. Luz tenue en su entorno, y luz directa inferior.

Einzel- oder Doppel-Hängeleuchte aus lichtdurchlässiger, glasierter Porzellan. Erhältlich in Weiß matt texturiert mit Messingbeschlügen. Gedämpfte Ausleuchtung der Umgebung, direktes Licht nach unten.

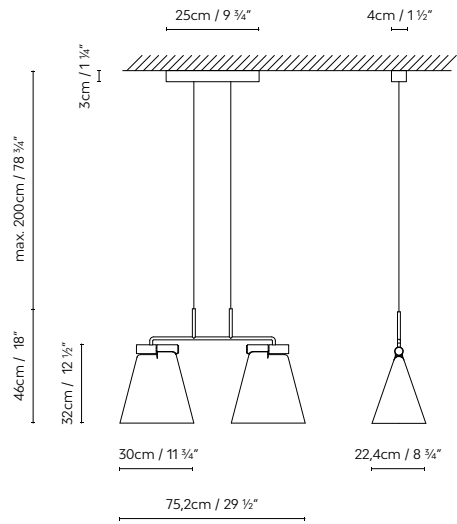






### CONE LIGHT S1



### CONE LIGHT S2





 White (matte) / Brass

739313 **CONE LIGHT S1 BRASS** LED 15W (E27) / Flu. max. 30W (E27)

739314 **CONE LIGHT S2 BRASS** LED 2 x 15W (E27) / Flu. 2 x max. 30W (E27)

**B.lux**

# Ginkgo

by  
e27, Tim Brauns

Decorative  
lighting

Suspension  
lamps

Suspension lamp featuring organic forms, available in two sizes (S40 and S50). Aluminum shade, available in matte brown, matte pink and matte blue, all with a pearl white interior. Also available with the shade in different RAL colors. Textile black cable. Direct and indirect light.

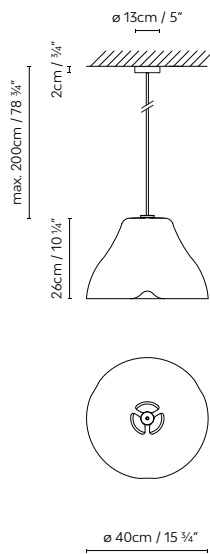
Luminaria de suspensión de formas orgánicas disponible en dos formatos (S40 y S50). La pantalla es de aluminio y está disponible en acabado marrón mate, rosa mate y azul mate, todos con interior blanco perla. Disponible también con pantalla en diferentes acabados RAL. Cable textil negro. Luz directa e indirecta.

Hängeleuchte mit organischen Formen, verfügbar in zwei Formaten (S40 und S50). Aluminiumschirm, verfügbar in den Ausführungen Mattbraun, Mattrosa und Mattblau, Innenseite jeweils Perlweiß. Auch verfügbar mit einem Schirm in verschiedenen RAL Ausfertigungen. Schwarzes Textilekabel. Direktes und indirektes Licht.

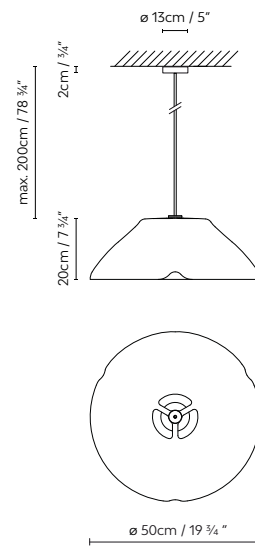




### GINKGO S40



### GINKGO S50



● Brown (matte)    ● Pink (matte)    ● Blue (matte)

● RAL 7037 (matte)    ● RAL 1034 (matte)    ● RAL 4004 (matte)    ● RAL 3015 (matte)  
 ○ RAL 9003 (matte)    ● RAL 6034 (matte)    ● RAL 5017 (matte)    ● RAL 7035 (matte)  
 ● RAL 1018 (matte)    ● RAL 5024 (matte)    ● RAL 5012 (matte)

740316    **GINKGO S40**    LED 15W (E27) / Flu. max. 23W (E27)

740326    **GINKGO S50**    LED 15W (E27) / Flu. max. 23W (E27)



**B.lux**

# Globe

by  
**Jan Van Lierde**

**Decorative  
lighting**

Suspension  
lamps

Suspension lamp produced in two covers  
murano opal white glass. Finishes in  
matte white.

Luminaria de suspensión realizada en  
vidrio bicapa de Murano opal blanco,  
con acabados en blanco mate.

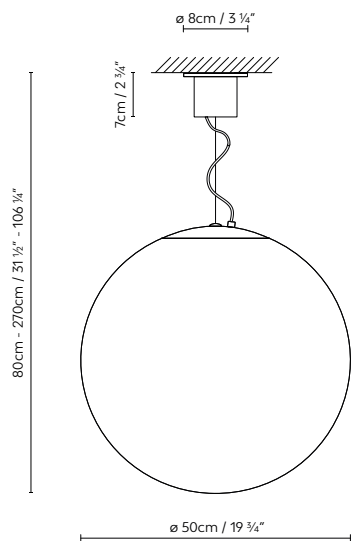
Hängeleuchte aus Muranoglas Opalweiß,  
in zwei Schichten, matt weiß.







**GLOBE**



○ Opal White

639300

**GLOBE**

LED 13W (E27) / Flu. 23W (E27)



REQUEST

**B.lux**

# HLF

by  
**Héctor Fernández**

**Decorative  
lighting**

Suspension  
lamps

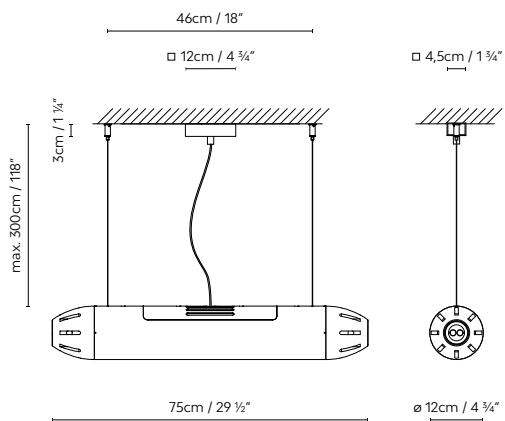
Suspension lamp surface-mounted (S) or recessed (SR), a 24-metre (12m+12m) single length of fibre optic cable, and produced in aluminium with a matte grey finish. Opal white fibre optic solid and matte grey rosette. Inquire about other finishes and fibre optic measurements.

Luminaria de suspensión en superficie (S), o empotrable (SR), con fibra óptica monocuerpo de 24 metros (12m+12m), fabricada en aluminio acabado gris mate. Sólido de fibra óptica blanco opal y florón gris mate. Consultar para otros acabados y medidas de fibra óptica.

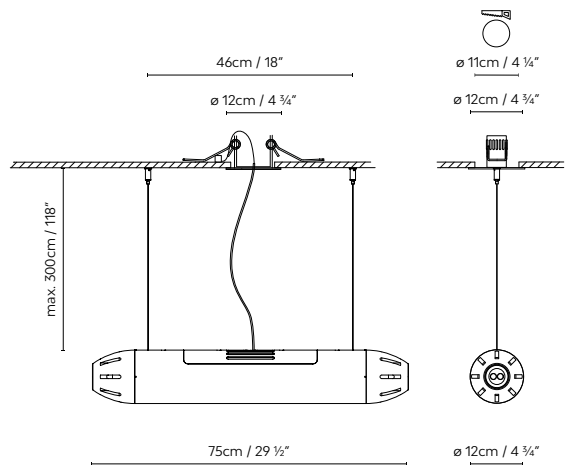
Hängeleuchte, aufbauen montierbar (S) oder zum Einbau in die Decke (SR), mit 24 Meter langer (12m+12m), aus einem Stück gefertigter Lichtleitfaser. Leuchtenkörper aus Aluminium mit matt-grauer Oberfläche. Leuchtenkörper aus opalweißer Lichtleitfaser, matt-grauer Baldachin. Auf Anfrage auch andere Ausführungen und Abmessungen der Lichtleitfaser lieferbar.



### HLFS



### HLFSR



● Grey (matte)

713305  
713315

**HLFS** LED  
**HLFSR** LED

LED 4 x 3W 720lm 12V 3000K CRI≥90 230V



REQUEST

**B.lux**

# Ilde

by  
**David Abad**

**Decorative  
lighting**

Suspension  
lamps

Designed  
in 1999

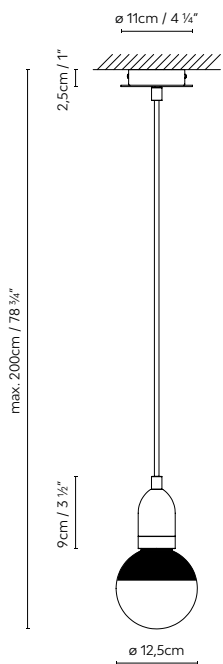
A family of unitary suspension lamps, available in three versions. The Ilde SI features a metallic body and is available in two finishes: matte chrome with a red textile cable; or texturised bronze with a black textile cable. The Ilde Wood S is made of oak, with a brown textile cable.

Familia de luminarias unitarias de suspensión, disponibles en tres versiones. Ilde SI posee un cuerpo metálico, que se comercializa en dos acabados: cromo mate con cable textil rojo, o acabado bronce texturizado con cable textil negro. Ilde Wood S está fabricada en madera de roble natural y tiene un cable textil marrón.


Leuchtenfamilie aus Einzel-Hängeleuchten, erhältlich in drei Ausführungen. Ilde SI verfügt über einen Metallkörper, der in zwei Ausführungen erhältlich ist: verchromt matt mit rotem Textilkabel, oder in Bronze, texturiert, mit schwarzem Textilkabel. Ilde Wood S ist aus Eichenholz gefertigt und wird mit braunem Textilkabel geliefert.





**ILDE S1**



**ILDE WOOD S1**



**ILDE S1:**  Chrome (matte)  Bronze (texturised)

**ILDE WOOD S1:**  Natural Oak

700351	<b>ILDE S1 CHROME</b>	LED G125 Reflector 6W (E27) DIM PHASE CUT
700354	<b>ILDE S1 BRONZE</b>	LED filament G125 6W 2700K (E27)
700355	<b>ILDE WOOD S1</b>	LED filament G125 6W 2700k (E27)



**B.lux**

# Ilde Max

by  
**David Abad**

**Decorative  
lighting**


Suspension  
lamps

Designed  
in 1999


A family of multiple suspension lamps, available with 7, 13 or 19 points of light. It is available in two versions: the Ilde Max S has a metallic structure and is available in two finishes: matte chrome with a red textile cable, or a texturised bronze finish with a black textile cable. The Ilde Wood Max S is made of oak, and features a brown textile cable.

Familia de luminarias múltiples de suspensión, disponibles con 7, 13 o 19 puntos de luz. Se comercializa en dos versiones: Ilde Max S posee una estructura metálica y está disponible en dos acabados: cromo mate con cable textil rojo, o acabado bronce texturizado o con cable textil negro. Ilde Wood Max S está fabricada en madera de roble natural, y tiene un cable textil marrón.

Modellfamilie mit mehreren Hängeleuchten, verfügbar mit 7, 13 oder 19 Lichtquellen. Zwei Ausführungen sind erhältlich: Ilde S verfügt über eine Metallstruktur und ist in zwei Ausführungen erhältlich: verchromt matt mit rotem Textilkabel, oder in Bronze, texturiert, mit schwarzem Textilkabel. Ilde Wood Max S ist aus Eichenholz gefertigt und wird mit braunem Textilkabel geliefert.



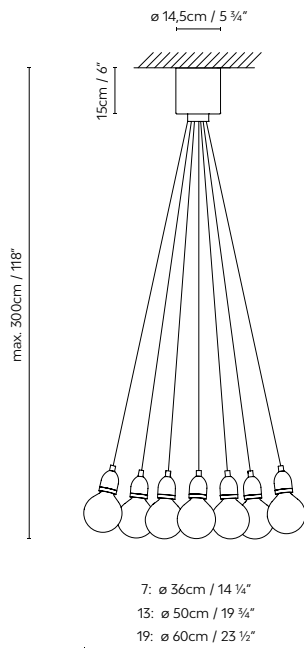
Ildé Max










**ILDE MAX / ILDE WOOD MAX**



**ILDE MAX S:**  Chrome (matte)  Bronze (texturised)  
**ILDE WOOD MAX S:**  Natural Oak

700301	<b>ILDE MAX S7 CHROME</b>	LED filament G125 7 x 2W 2700K (E27)
700304	<b>ILDE MAX S7 BRONZE</b>	LED filament G125 7 x 2W 2700K (E27)
700311	<b>ILDE MAX S13 CHROME</b>	LED filament G125 13 x 2W 2700K (E27)
700314	<b>ILDE MAX S13 BRONZE</b>	LED filament G125 13 x 2W 2700K (E27)
700321	<b>ILDE MAX S19 CHROME</b>	LED filament G125 19 x 2W 2700K (E27)
700324	<b>ILDE MAX S19 BRONZE</b>	LED filament G125 19 x 2W 2700K (E27)
700305	<b>ILDE WOOD MAX S7</b>	LED filament G125 7 x 2W 2700K (E27)
700315	<b>ILDE WOOD MAX S13</b>	LED filament G125 13 x 2W 2700K (E27)
700325	<b>ILDE WOOD MAX S19</b>	LED filament G125 19 x 2W 2700K (E27)



**B.lux**

# Ireland

by  
**Stone Designs**

**Decorative  
lighting**

Suspension  
lamps

Three-colour suspension lamp.

Consists of three light bodies with a ceramic shade. The bodies' heights can be independently adjusted. Finish: earth, stone and sand, all in texturized matte, with shade interiors in satin white. Available in two sizes. Optional monochromatic version.

Luminaria de suspensión tricolor.

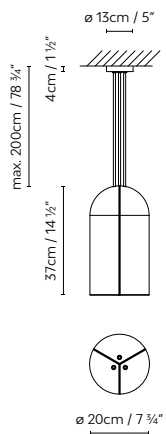
Está formada por tres cuerpos lumínicos con pantalla cerámica, que pueden regularse en altura de forma independiente. Acabado único: tierra, piedra y arena, todos ellos mate texturado, con interior de las pantallas en blanco satinado. Disponible en dos tamaños. Opcional, versión monocolor.

Dreifarbige Hängeleuchte. Besteht aus

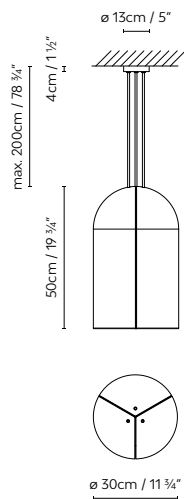
drei individuell höhenverstellbaren Leuchtenkörpern mit Keramikschild. Einzige Ausführung: Erde, Stein und Sand, jeweils matt texturiert, Schirminnenseiten Weiß satiniert. Lieferbar in zwei Größen. Es gibt auf Wunsch eifarbig version.



**IRELAND S20**



**IRELAND S30**



Earth (matte) / Stone (matte) / Sand (matte)

741311  
741312

**IRELAND S20**  
**IRELAND S30**

LED 3 x 15W (E27) /  
Fluo. 3 x max. 30W (E27)



**B.lux**

# Keshi

by  
David Abad

**Decorative  
lighting**

Suspension  
lamps

Suspension lamp crafted in sanded black Markina marble and metallic bar shade, finished in matte black. Available in two sizes. LED light source. Dimmer.

Luminaria de suspensión fabricada en mármol negro de Markina apomazado, y pantalla de varilla metálica, acabada en negro mate. Disponible en dos tamaños. Fuente de luz LED. Dimmer.

Hänглеuchte aus schwarzem Markina-Marmor, mit Bims Ader versetzt, Schirm aus matt-schwarzem Metallgestänge. Lieferbar in zwei Größen. LED-Leuchtmittel. Dimmer.

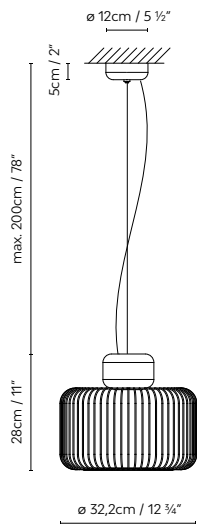


Keshi

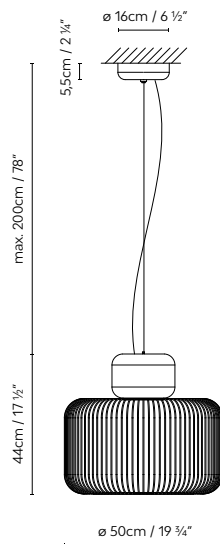




**KESHI S30**



**KESHI S50**



● Black (matte)

732351	<b>KESHI S30</b>	LED 9W 1100lm 500mA 2700K CRI $\geq$ 90 110-230V DIM PUSH / 1-10V
732350	<b>KESHI S50</b>	LED 23,5W 3115lm 700mA 2700K CRI $\geq$ 90 110-230V DIM PUSH / 1-10V

**B.lux**

# Lite Hole

by  
**David Abad**

**Decorative  
lighting**

**Suspension  
lamps**

Large suspension lamp consisting of two concentric aluminum hoops that make up a short, circular lighting body. It is manufactured in two large sizes, with diameters of 120 and 90 centimeters, as well as in a 60-cm size. They all feature an acrylic opal diffuser that hides a direct-emitting and dimmable LED light source that is completely glare-free. Lite Hole is available in matte white, matte black, copper and gold.

Luminaria de suspensión compuesta por dos aros de aluminio concéntricos, que forman un cuerpo lumínico circular de altura mínima. Se fabrica en formatos de grandes dimensiones, de 120 y 90 centímetros de diámetro, así como en 60 centímetros. Todos ellos portan un difusor acrílico opal que oculta una fuente de luz LED de emisión directa y regulable, que se caracteriza por una ausencia total de deslumbramiento. Lite Hole está disponible en acabados blanco mate, negro mate, cobre y oro.

Hängeleuchte, bestehend aus zwei konzentrischen, aufeinander aufsitzenden Aluminiumringen, die einen kreisrunden Leuchtkörper mit minimaler Höhe bilden. Sie wird in zwei großen Formaten hergestellt mit einem Durchmesser von 120 und 90 Zentimetern, sowie einem Durchmesser von 60 Zentimetern. Jede dieser Ausführungen ist mit einem opalweißen Diffusor aus Acrylglas und einer LED-Lichtquelle ausgestattet. So ist jede Blendung ausgeschlossen. Lite Hole ist in den Ausführungen Mattweiß, Mattschwarz, Kupfer- und Goldfarben verfügbar.

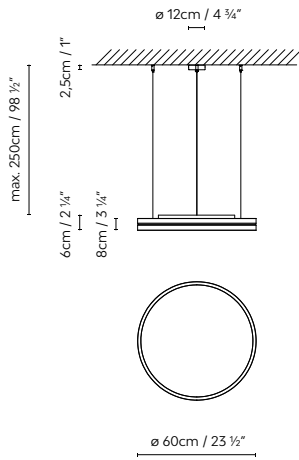




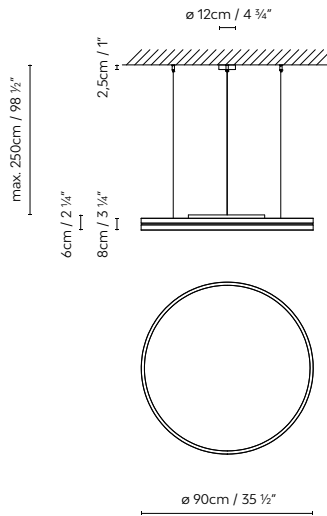
Lite Hole



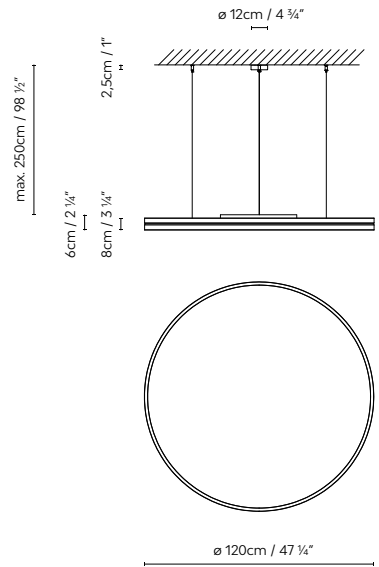
LITE HOLE S60



LITE HOLE S90



LITE HOLE S120



- White (matte)    ● Black (matte)    ● Gold    ● Copper

755311	<b>LITE HOLE S60</b> WHITE	LED 17,4W 3416lm 150mA 3000K CRI≥90 230V DIM PUSH / DALI
755312	<b>LITE HOLE S60</b> BLACK	
755313	<b>LITE HOLE S60</b> GOLD	
755314	<b>LITE HOLE S60</b> COPPER	
755331	<b>LITE HOLE S90</b> WHITE	LED 41W 7960lm 350mA 3000K CRI≥90 230V DIM PUSH / DALI
755332	<b>LITE HOLE S90</b> BLACK	
755333	<b>LITE HOLE S90</b> GOLD	
755334	<b>LITE HOLE S90</b> COPPER	
755351	<b>LITE HOLE S120</b> WHITE	LED 19,5W 3664lm 225mA + LED 41W 7960lm 350mA 3000K CRI≥90 230V DIM PUSH / DALI
755352	<b>LITE HOLE S120</b> BLACK	
755353	<b>LITE HOLE S120</b> GOLD	
755354	<b>LITE HOLE S120</b> COPPER	

**B.lux**

# Lite Square

by  
**David Abad**

**Decorative  
lighting**

Suspension  
lamps

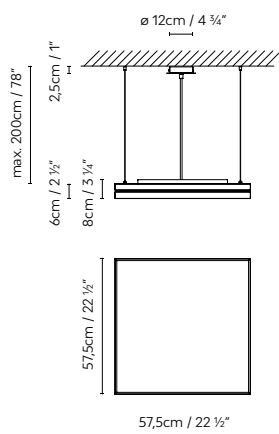
Suspension lamp with diffused and adjustable LED light. Lite Square features two concentric metal profiles that stand out for their tiny size, only 6 cm thick. Made in two square sizes, of 60x60 cm or 110x110 cm, and in a rectangular size of 110x60 cm. They are all available in matte white, matte black, copper and gold. They all have an opal acrylic diffuser.

Luminaria de suspensión de luz LED difusa y regulable. Lite Square se define por sus dos perfiles metálicos concéntricos, que destacan por su escasa altura, de apenas seis centímetros de grosor. Se fabrica en dos formatos cuadrados, de 60x60 y 110x110 centímetros, y también en formato rectangular de 110x60 centímetros. Todos ellos están disponibles en acabados blanco mate, negro mate, cobre y oro. Todas ellas portan un difusor acrílico opal.

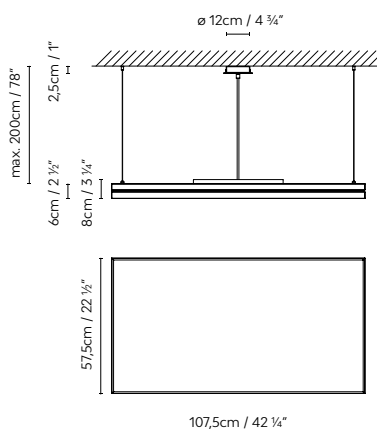
Hängeleuchte mit gestreutem und verstellbarem LED-Licht. Lite Square zeichnet sich aus durch seine beiden konzentrischen Metallprofile, die eine geringe Höhe und eine Dicke von knapp sechs Zentimetern haben. Sie wird in zwei quadratischen Formaten hergestellt, mit 60x60 und 110x110 Zentimetern, sowie in einem rechteckigen Format mit 110x60 Zentimetern. Sie sind in den Ausführungen Mattweiß, Mattschwarz, Kupfer- und Goldfarben verfügbar. Sie tragen alle einen opalfarbenen Diffusor aus Acrylglas.



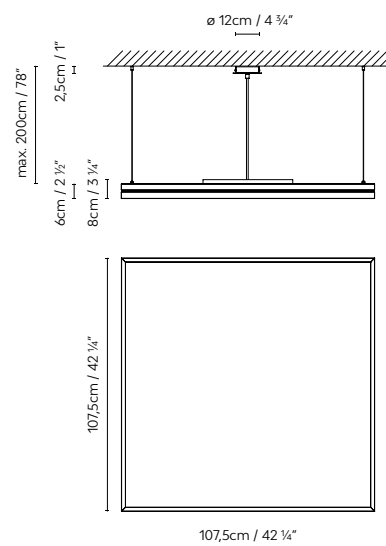
### LITE SQUARE S60x60



### LITE SQUARE S110x60



### LITE SQUARE S110x110



○ White (matte)   ● Black (matte)   ● Gold   ● Copper

754311	<b>LITE SQUARE S60x60</b> WHITE	LED 28,8W 5360lm 350mA 3000K CRI≥90 230V DIM PUSH/DALI
754312	<b>LITE SQUARE S60x60</b> BLACK	
754313	<b>LITE SQUARE S60x60</b> GOLD	
754314	<b>LITE SQUARE S60x60</b> COPPER	

754331	<b>LITE SQUARE S110x60</b> WHITE	LED 57,6W 10720lm 350mA 3000K CRI≥90 230V DIM PUSH/DALI
754332	<b>LITE SQUARE S110x60</b> BLACK	
754333	<b>LITE SQUARE S110x60</b> GOLD	
754334	<b>LITE SQUARE S110x60</b> COPPER	

754351	<b>LITE SQUARE S110x110</b> WHITE	LED 115,2W 21440lm 350mA 3000K CRI≥90 230V DIM PUSH/DALI
754352	<b>LITE SQUARE S110x110</b> BLACK	
754353	<b>LITE SQUARE S110x110</b> GOLD	
754354	<b>LITE SQUARE S110x110</b> COPPER	

**B.lux**

# Micro

by  
**David Abad**

**Decorative  
lighting**

Suspension  
lamps

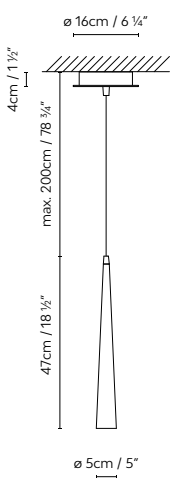
Metal suspension lamp with textured matte black or textured matte white finish. Direct light. Available in three finishes.

Luminaria de suspensión metálica con acabado negro mate texturado o blanco mate texturado. Luz directa. Disponible en tres tamaños.

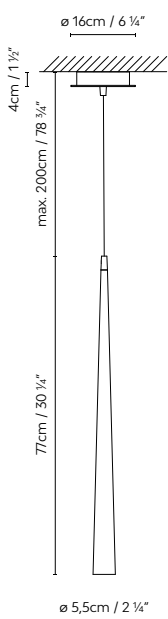
Metallhängeleuchte in den Ausführungen matt Schwarz oder matt Weiß mit Textur. Direkte Beleuchtung. Lieferbar in drei Größen.



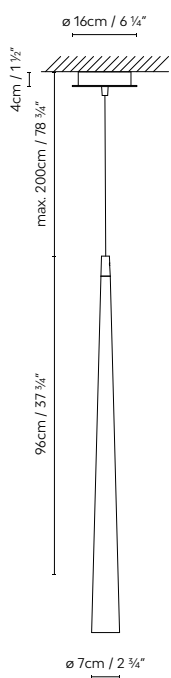
### MICRO S50



### MICRO S75



### MICRO S OVERSIZE



Black (matte)
  White (matte)

716300	<b>MICRO S50 BLACK</b>	LED 6,3W 540lm 350mA
716301	<b>MICRO S50 WHITE</b>	2700K CRI $\geq$ 90 110-230V
716310	<b>MICRO S75 BLACK</b>	LED 8,8W 770lm 250mA
716311	<b>MICRO S75 WHITE</b>	2700K CRI $\geq$ 90 230V
716320	<b>MICRO S OVERSIZE BLACK</b>	LED 8,8W 770lm 250mA
716321	<b>MICRO S OVERSIZE WHITE</b>	2700K CRI $\geq$ 90 230V



# Misko

by  
**Stone Designs**

**Decorative  
lighting**

**Suspension  
lamps**

Japanese-inspired single or multiple suspension lamp, all of them created around a disc that houses the light source (E27). This disc is available in a walnut or painted matte black finish, which supports the textured blown-glass diffuser that comes in an opal matte white finish. The single-unit suspension lamps have one glass diffuser and are available in three sizes (S15, S25 and S35). The multiple-unit lamps allow for different configurations, since the customer can choose to set them up with two glass diffusers (S2 Glass) or three (S3 Glass). Black textile cable.

Luminaria de suspensión unitaria o múltiple, de inspiración japonesa. Todas ellas se crean a partir de un disco que alberga una fuente de luz (E27). Este disco está disponible en acabado de nogal natural o pintado en negro mate, y da soporte al difusor de vidrio soplado texturado, que presenta un acabado blanco mate opal. Las suspensiones unitarias tienen un único difusor de vidrio, y están disponibles en tres tamaños (S15, S25 y S35). Las suspensiones múltiples permiten diferentes composiciones, ya que pueden estar formadas por dos difusores de vidrio (S2 Glass), o tres (S3 Glass), a elección del cliente. Cable textil negro.

Japanisch inspirierte Einzel- oder Mehrfach-Hängeleuchte. Sie sind sämtlich aus einer Scheibe geschaffen, die eine Lichtquelle (E27) beherbergt. Diese Scheibe ist in Walnussbaum oder in mattschwarz lackiert erhältlich und hält den Diffusor aus geblasenem texturierten Glas, der eine mattweiße Opaloptik aufweist. Die Einzel-Aufhängungen haben einen einzigen Glasdiffusor und sind in drei Größen (S15, S25 und S35) erhältlich. Die Mehrfachaufhängungen ermöglichen unterschiedliche Zusammenstellungen, da sie durch zwei Glasdiffusoren (S2 Glass) oder drei (S3 Glass) nach Wahl des Kunden gebildet werden können. Die Ausführung in Naturholz hat ein knochenfarbiges Textilkabel, während die schwarz lackierte Ausführung ein schwarzes Textilkabel hat.

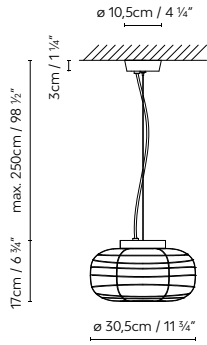




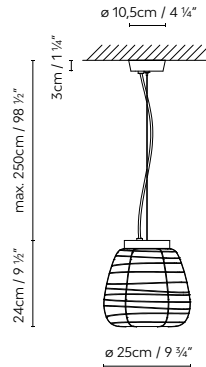
Misko



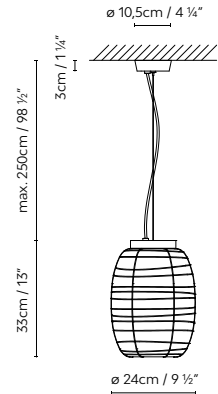
**MISKO S15**



**MISKO S25**

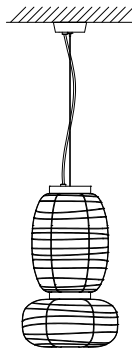


**MISKO S35**




**MISKO S2 GLASS**

Example: (S35 Superior + S15 Inferior)



**MISKO S3 GLASS**

Example: (S25 Superior + S15 Intermediate + S35 Inferior)



\* The multiple-suspension lamps allow for different compositions, with two (S2 glass) or three (S3 glass) diffusers, at the customer's discretion.

● Black (matte) ● Natural Walnut

756305	<b>MISKO S15</b> BLACK	
756306	<b>MISKO S25</b> BLACK	LED 10W (E27) / Fluo. max. 11W (E27)
756307	<b>MISKO S35</b> BLACK	
756315	<b>MISKO S15</b> BLACK SUPERIOR	
756316	<b>MISKO S25</b> BLACK SUPERIOR	LED 10W (E27) / Fluo. max. 11W (E27)
756317	<b>MISKO S35</b> BLACK SUPERIOR	
756325	<b>MISKO S15</b> BLACK INTERMEDIATE	
756326	<b>MISKO S25</b> BLACK INTERMEDIATE	LED 10W (E27) / Fluo. max. 11W (E27)
756327	<b>MISKO S35</b> BLACK INTERMEDIATE	
756335	<b>MISKO S15</b> BLACK INFERIOR	
756336	<b>MISKO S25</b> BLACK INFERIOR	LED 10W (E27) / Fluo. max. 11W (E27)
756337	<b>MISKO S35</b> BLACK INFERIOR	

756303	<b>MISKO S15</b> WALNUT	
756304	<b>MISKO S25</b> WALNUT	LED 10W (E27) / Fluo. max. 11W (E27)
756308	<b>MISKO S35</b> WALNUT	
756313	<b>MISKO S15</b> WALNUT SUPERIOR	
756314	<b>MISKO S25</b> WALNUT SUPERIOR	LED 10W (E27) / Fluo. max. 11W (E27)
756318	<b>MISKO S35</b> WALNUT SUPERIOR	
756323	<b>MISKO S15</b> WALNUT INTERMEDIATE	
756324	<b>MISKO S25</b> WALNUT INTERMEDIATE	LED 10W (E27) / Fluo. max. 11W (E27)
756328	<b>MISKO S35</b> WALNUT INTERMEDIATE	
756333	<b>MISKO S15</b> WALNUT INFERIOR	
756334	<b>MISKO S25</b> WALNUT INFERIOR	LED 10W (E27) / Fluo. max. 11W (E27)
756338	<b>MISKO S35</b> WALNUT INFERIOR	

**B.lux**

# Nite

by  
**Jorge Pensi**

**Decorative  
lighting**

Suspension  
lamps

Designed  
in 2000

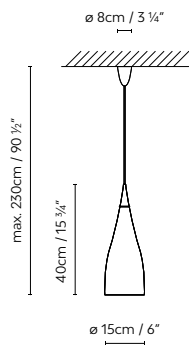
Blown glass suspension lamp. Available with an opaline white shade with a silver textile cable.

Luminaria de suspensión de vidrio soplado. Disponible con pantalla opal blanco con cable textil plata.

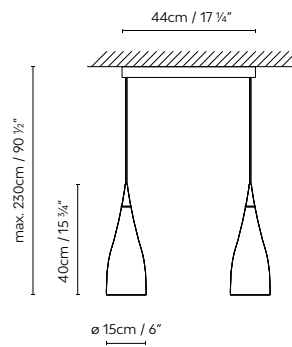
Hängeleuchte aus geblasenem Glas. Verfügbar mit Schirm in opalweißem Glas mit silbernem Textilkabel.



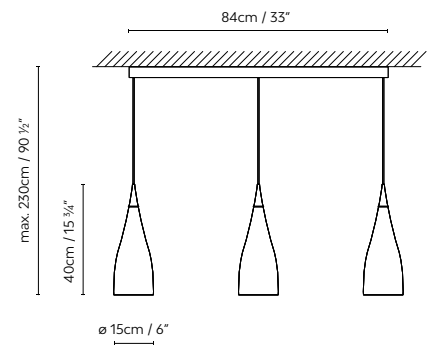
**NITE S1**



**NITE S2**



**NITE S3**



○ Opal white

619300 **NITE S1 OPAL** LED 13W (E27) / Fluo. 23W (E27)

619310 **NITE SINGLE SUSPENSION** LED 13W (E27) / Fluo. 23W (E27)

619320 **NITE TRACK 2E**

619330 **NITE TRACK 3E**



REQUEST

**B.lux**

# Overlay

by  
e27, Tim Brauns

Decorative  
lighting

Suspension  
lamps

Blown glass suspension lamp equipped with three detachable conical reflectors, making it possible to adjust the lighting effect as desired. The glass with a cognac-colored finish, is combined with two reflectors in matte beige, copper, grey-beige and yellow. The glass with a grey finish comes with reflectors in beige, dark blue and light blue, all of them matte. Grey textile cable. Available in three sizes.

Luminaria de suspensión de vidrio soplado, dotada de tres reflectores cónicos desmontables, que permiten variar el efecto de luz a gusto del usuario. El vidrio acabado en coñac se combina con reflectores acabados mate beige, cobre, gris-beige y amarillo. El vidrio acabado en gris se comercializa con los reflectores en acabado beige, azul oscuro y azul claro, todo ellos mate. Cable textil gris. Disponible en tres tamaños.

Hängeleuchte aus geblasenem Glas, ausgestattet mit drei konischen, abnehmbaren Reflektoren, die je nach Geschmack des Nutzers verschiedene Lichteffekte ermöglichen. Das cognacfarbene Glas wird mit Reflektoren kombiniert, die ein strukturiertes Mattbeige haben oder farben, grau-beige und gelb sein können. Das graue Glas wird mit Reflektoren angeboten, die eine matte in den Farben Beige, Dunkelblau und Hellblau haben können. Graues Textilkabel. In drei Größen verfügbar.



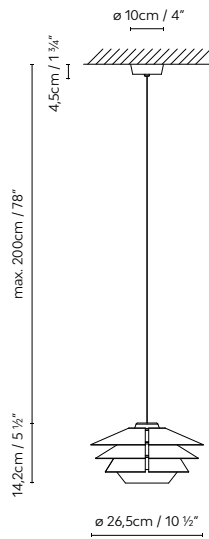
Overlay



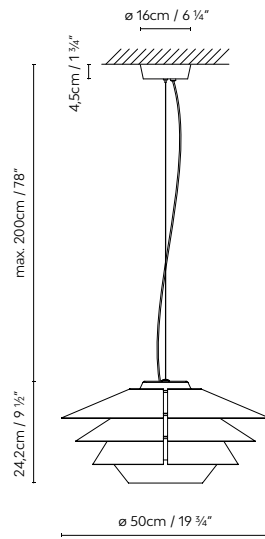




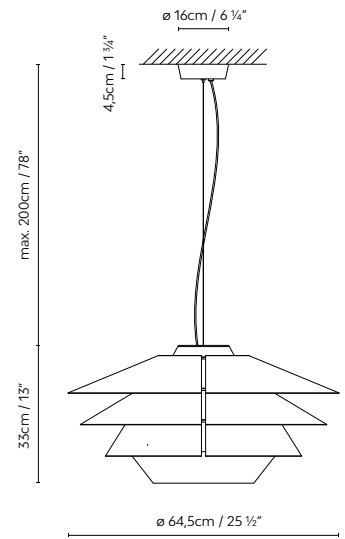
### OVERLAY S25



### OVERLAY S50



### OVERLAY S65



- Cognac glass    ● Beige / Copper / Beige (matte)
- Cognac glass    ● Yellow / Grey-Beige / Beige (matte)

- Grey glass    ● Beige / Beige / Beige (matte)
- Grey glass    ● Dark Blue / Light Blue / Beige (matte)

734302	<b>OVERLAY S25</b> COGNAC GLASS - BEIGE/COPPER/BEIGE	
734303	<b>OVERLAY S25</b> COGNAC GLASS - YELLOW/GREY-BEIGE/BEIGE	
734304	<b>OVERLAY S25</b> GREY GLASS - BEIGE/BEIGE/BEIGE	LED 4W (G9)
734305	<b>OVERLAY S25</b> GREY GLASS - DARK BLUE/LIGHT BLUE/BEIGE	
734312	<b>OVERLAY S50</b> COGNAC GLASS - BEIGE/COPPER/BEIGE	
734313	<b>OVERLAY S50</b> COGNAC GLASS - YELLOW/GREY-BEIGE/BEIGE	
734314	<b>OVERLAY S50</b> GREY GLASS - BEIGE/BEIGE/BEIGE	LED 13W (E27) / Fluo. max. 20W (E27)
734315	<b>OVERLAY S50</b> GREY GLASS - DARK BLUE/LIGHT BLUE/BEIGE	
734322	<b>OVERLAY S65</b> COGNAC GLASS - BEIGE/COPPER/BEIGE	
734323	<b>OVERLAY S65</b> COGNAC GLASS - YELLOW/GREY-BEIGE/BEIGE	
734324	<b>OVERLAY S65</b> GREY GLASS - BEIGE/BEIGE/BEIGE	LED 13W (E27) / Fluo. max. 20W (E27)
734325	<b>OVERLAY S65</b> GREY GLASS - DARK BLUE/LIGHT BLUE/BEIGE	

**B.lux**

# Phi

by  
**David Abad**

**Decorative  
lighting**

Suspension  
lamps

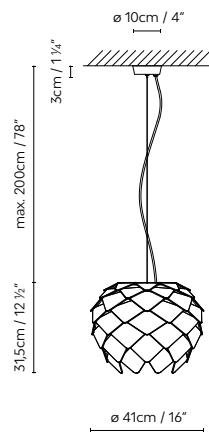
A Scandinavian-inspired suspension lamp with a metallic structure and ABS. Textured matte white finish with textile cable in the same tone. Available in three sizes.

Luminaria de suspensión de inspiración escandinava de estructura metálica y ABS. Acabado blanco mate texturado con cable textil del mismo tono. Disponible en tres tamaños.

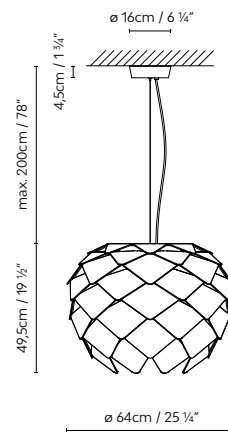
Hängeleuchte mit skandinavischem Einschlag, Metallstruktur und ABS. Ausführung matt Weiß texturiert mit gleichfarbigem Textilkabel. Lieferbar in drei Größen.



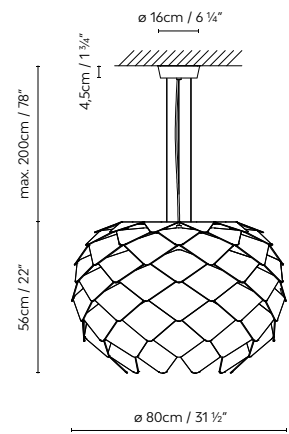
**PHI S40**



**PHI S60**



**PHI S80-3**



○ White (matte)

725340	<b>PHI S40</b>	LED glob. 9W (E27) / Fluo. glob. max. 23W (E27)
725330	<b>PHI S60</b>	LED glob. 16W (E27) / Fluo. glob. max. 23W (E27)
725320	<b>PHI S80-3</b>	LED glob. 3 x 16W (E27) / Fluo. glob. 3 x max. 23W (E27)



REQUEST

**B.lux**

# Quadrat

by  
**Jorge Pensi**

**Decorative  
lighting**

Suspension  
lamps

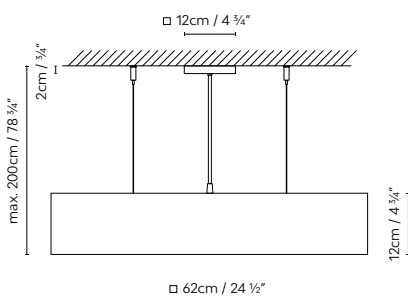
Square or rectangular suspension lamp, crafted in laminated oak. Available in three finishes: matte white, wenge and natural oak. Lower shade made from heat-shrunk film, and upper shade from polycarbonate

Luminaria de suspensión de forma cuadrada fabricada en madera laminada de roble. Disponible en tres acabados: roble natural, wengué y blanco mate. Difusor inferior de film termorretráctil y difusor superior de policarbonato.

Rechteckige oder quadratische Hängeleuchte aus Eichen-Laminat. Erhältlich in drei Ausführungen: Eiche natur, Wengué-Furnier und matt Weiß. Unterer Diffusor aus wärmeschrumpfender Folie, oberer Diffuser aus Polykarbonat.



**QUADRAT S60x60**



● Natural Oak   ○ White   ● Wenge

661360  
661361  
661365

**QUADRAT S60x60 LED OAK**  
**QUADRAT S60x60 LED WHITE**  
**QUADRAT S60x60 LED WENGE**

LED 5 x 8W 6920lm 350mA 3000K  
CRI≥90 230V



REQUEST



**B.lux**

# R2

by  
**David Abad**

**Decorative  
lighting**

Suspension  
lamps

Suspension lamp in aluminum featuring a ring design, with a central cable to hang it. There is a model with flat canopy that allows you to hang the R2 from lower ceilings. Both models have LED spotlight modules that provide direct and uniform lighting. There is a third R2 model with flat canopy and indirect light called up/down. All R2 models are available with the following finishes: matte white, matte black, matte bronze, natural oak and natural walnut. Made in three sizes (S60, S90 and S120).

Luminaria de suspensión de aluminio con forma de anillo circular y cable de suspensión central. Existe una versión con florón (flat canopy) que permite la instalación de R2 en techos de menor altura. Ambas versiones portan módulos de proyectores LED, que proporcionan una iluminación directa y uniforme. Existe una tercera versión de R2 con florón (flat canopy) e iluminación indirecta, llamada up/down. Todas las R2 están disponibles en los siguientes acabados: blanco mate, negro mate, bronce mate, madera de roble natural, o madera de nogal natural. Se fabrica en tres tamaños (S60, S90 y S120).

Ringförmige Hängeleuchte aus Aluminium, aufgehängt an einem mittigen Kabel. Verfügbar in einer Version mit Halterung (flat canopy), die eine Installation der R2 an Decken mit geringerer Höhe erlaubt. Beide Versionen verfügen über Modelle mit LED-Projektoren, die ein direktes und gleichmäßiges Licht ausstrahlen. Weiterhin ist eine dritte Version der R2 mit einer Halterung (flat canopy) und indirektem Licht mit der Bezeichnung up/down verfügbar. Alle R2 sind in den folgenden Ausführungen verfügbar: Mattweiß, Mattschwarz, Mattbronze, naturbelassenes Eichenholz oder naturbelassenes Nussbaumholz. Sie wird in drei Größen (S60, S90 und S120) hergestellt.

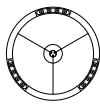
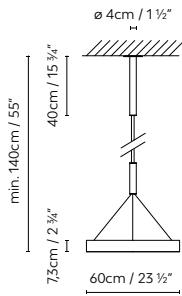


R2

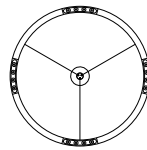
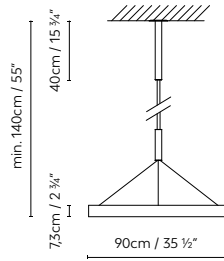




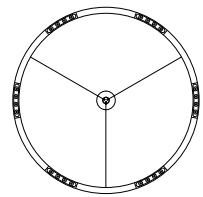
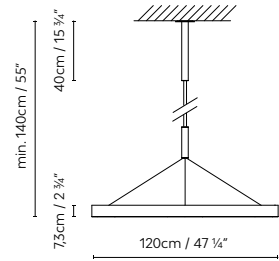
R2 S60



R2 S90



R2 S120



- White (matte)   ● Bronze (matte)   ● Black (matte)   ● Natural Oak   ● Natural Walnut

743310	<b>R2 S60</b> WHITE	
743311	<b>R2 S60</b> BRONZE	
743312	<b>R2 S60</b> BLACK	LED 3 x 18W 7879lm 250mA 3000K CRI≥90 230V DIM PUSH/DALI
743313	<b>R2 S60</b> OAK	
743314	<b>R2 S60</b> WALNUT	

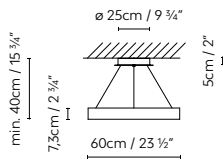
743320	<b>R2 S90</b> WHITE	
743321	<b>R2 S90</b> BRONZE	
743322	<b>R2 S90</b> BLACK	LED 4 x 18W 9755lm 250mA 3000K CRI≥90 230V DIM PUSH/DALI
743323	<b>R2 S90</b> OAK	
743324	<b>R2 S90</b> WALNUT	

743330	<b>R2 S120</b> WHITE	
743331	<b>R2 S120</b> BRONZE	
743332	<b>R2 S120</b> BLACK	LED 6 x 17W 13957lm 240mA 3000K CRI≥90 230V DIM PUSH/DALI
743333	<b>R2 S120</b> OAK	
743334	<b>R2 S120</b> WALNUT	

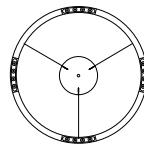
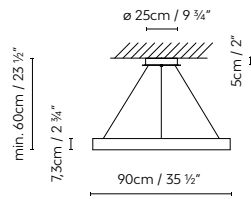
R2



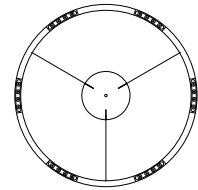
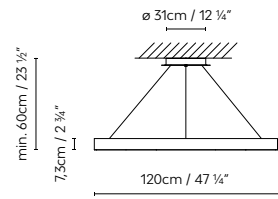
**S60 FLAT CANOPY /  
S60 FLAT CANOPY UP/DOWN**



**S90 FLAT CANOPY /  
S90 FLAT CANOPY UP/DOWN**



**S120 FLAT CANOPY /  
S120 FLAT CANOPY UP/DOWN**



743310F	<b>R2 S60</b> FLAT CANOPY WHITE	
743311F	<b>R2 S60</b> FLAT CANOPY BRONZE	
743312F	<b>R2 S60</b> FLAT CANOPY BLACK	LED 3 x 18W 7879lm 250mA 3000K CRI≥90 230V DIM PUSH/DALI
743313F	<b>R2 S60</b> FLAT CANOPY OAK	
743314F	<b>R2 S60</b> FLAT CANOPY WALNUT	
743320F	<b>R2 S90</b> FLAT CANOPY WHITE	
743321F	<b>R2 S90</b> FLAT CANOPY BRONZE	
743322F	<b>R2 S90</b> FLAT CANOPY BLACK	LED 4 x 18W 9755lm 250mA 3000K CRI≥90 230V DIM PUSH/DALI
743323F	<b>R2 S90</b> FLAT CANOPY OAK	
743324F	<b>R2 S90</b> FLAT CANOPY WALNUT	
743330F	<b>R2 S120</b> FLAT CANOPY WHITE	
743331F	<b>R2 S120</b> FLAT CANOPY BRONZE	
743332F	<b>R2 S120</b> FLAT CANOPY BLACK	LED 6 x 18W 15758lm 250mA 3000k CRI≥90 230V DIM PUSH/DALI
743333F	<b>R2 S120</b> FLAT CANOPY OAK	
743334F	<b>R2 S120</b> FLAT CANOPY WALNUT	
743310FI	<b>R2 S60</b> FLAT CANOPY UP/DOWN WHITE	
743311FI	<b>R2 S60</b> FLAT CANOPY UP/DOWN BRONZE	<b>DOWN:</b> LED 3 x 18W 7879lm 250mA 3000K CRI≥90 230V DIM PUSH/DALI
743312FI	<b>R2 S60</b> FLAT CANOPY UP/DOWN BLACK	<b>UP:</b> LED 3 X 4,5W 1638lm 250mA 3000K CRI≥90 230V DIM PUSH/DALI
743313FI	<b>R2 S60</b> FLAT CANOPY UP/DOWN OAK	
743314FI	<b>R2 S60</b> FLAT CANOPY UP/DOWN WALNUT	
743320FI	<b>R2 S90</b> FLAT CANOPY UP/DOWN WHITE	
743321FI	<b>R2 S90</b> FLAT CANOPY UP/DOWN BRONZE	<b>DOWN:</b> LED 4 x 18W 9755lm 250mA 3000K CRI≥90 230V DIM PUSH/DALI
743322FI	<b>R2 S90</b> FLAT CANOPY UP/DOWN BLACK	<b>UP:</b> LED 4 x 4,5W 2184lm 250mA 3000K CRI≥90 230V DIM PUSH/DALI
743323FI	<b>R2 S90</b> FLAT CANOPY UP/DOWN OAK	
743324FI	<b>R2 S90</b> FLAT CANOPY UP/DOWN WALNUT	
743330FI	<b>R2 S120</b> FLAT CANOPY UP/DOWN WHITE	
743331FI	<b>R2 S120</b> FLAT CANOPY UP/DOWN BRONZE	<b>DOWN:</b> LED 6 x 18W 15758lm 250mA 3000K CRI≥90 230V DIM PUSH/DALI
743332FI	<b>R2 S120</b> FLAT CANOPY UP/DOWN BLACK	<b>UP:</b> LED 6 x 4,5W 3276lm 250mA 3000K CRI≥90 230V DIM PUSH/DALI
743333FI	<b>R2 S120</b> FLAT CANOPY UP/DOWN OAK	
743334FI	<b>R2 S120</b> FLAT CANOPY UP/DOWN WALNUT	

# Roof

by  
**David Abad**

**Decorative  
lighting**

**Suspension  
lamps**

Direct light suspension lamp made of aluminum, with glass available in satin silver anodized, or textured white or matte black finishes. Combinable with various accessories: One casing satin silver reflector, a textured matte white reflective housing, a reflective casing laminated in natural oak wood with interior matte white or a reflective housing laminated in natural wood walnut tree with matte black interior. Dimmer.

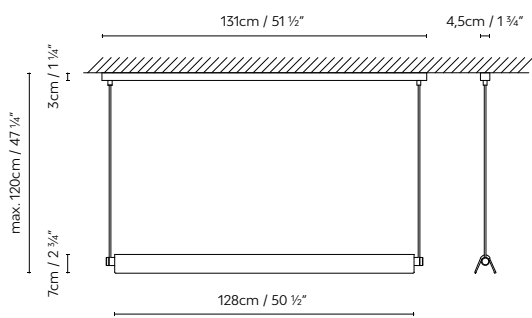
Luminaria de suspensión de luz directa fabricada en aluminio, con vidrio de protección y disponible en acabados anodizado plata satinado, blanco o negro mate texturado. Combinable con varios accesorios: Una carcasa reflectora plata satinado, una carcasa reflectora blanco mate texturado, una carcasa reflectora laminada en madera natural de roble con interior blanco mate o una carcasa reflectora laminada en madera natural de nogal con interior negro mate. Dimmer.

Direkte Lichthängeleuchte aus Aluminium, mit Glas erhältlich in satinsilber eloxierte Oberflächen, oder strukturiertes mattes Schwarz oder weiß. Kombinierbar mit diversem Zubehör: Ein Gehäuse satin Silberreflektor, ein strukturiertes mattweiß reflektierendes Gehäuse, eine reflektierende Schale aus natürlichem Eichenholz mit Innenausstattung mattweiß oder ein reflektierendes Gehäuse aus Naturholz Nussbaum mit mattschwarzem Interieur. Dimmer.

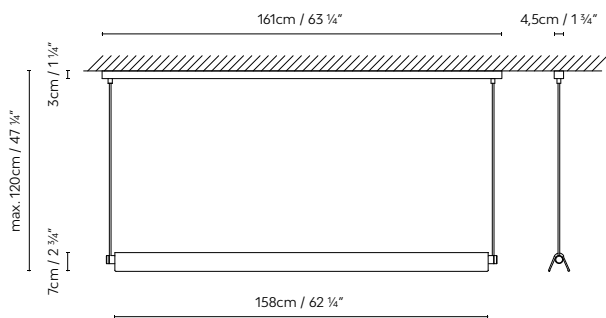




### ROOF S130



### ROOF S160



**ROOF:** ● Silver (satin) ○ White (matte) ● Black (matte)

**ACCESORIES: Casing:** ● Aluminium (satin) ● Natural Oak  
○ White (matte) ● Natural Walnut



**DESIGN PLUS**

847310 **ROOF LED S130 SILVER** LED 21W 2002lm 24V 2700K  
847311 **ROOF LED S130 WHITE** CRI≥90 230V DIM PUSH/DALI  
847312 **ROOF LED S130 BLACK**

847905 **ROOF S130 ACCESSORY: CASING ALUMINIUM**  
847903 **ROOF S130 ACCESSORY: CASING WHITE**  
847910 **ROOF S130 ACCESSORY: CASING OAK**  
847911 **ROOF S130 ACCESSORY: CASING WALNUT**

847360 **ROOF LED S160 SILVER** LED 27W 2548lm 24V 2700K  
847361 **ROOF LED S160 WHITE** CRI≥90 230V DIM PUSH/DALI  
847362 **ROOF LED S160 BLACK**

847955 **ROOF S160 ACCESSORY: CASING ALUMINIUM**  
847953 **ROOF S160 ACCESSORY: CASING WHITE**  
847960 **ROOF S160 ACCESSORY: CASING OAK**  
847961 **ROOF S160 ACCESSORY: CASING WALNUT**



REQUEST

**B.lux**

# Royal

by  
David Abad

**Decorative  
lighting**

Suspension  
lamps

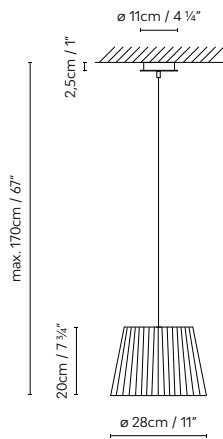
Suspension lamp with a pleated fabric shade. Available in two versions: Black shade with a textile black cable, or beige shade with a textile brown cable. Available in three sizes.

Luminaria de suspensión con pantalla de tela plisada. Disponible en dos versiones: Pantalla negra con cable textil negro, o pantalla beige con cable textil marrón. Se comercializa en tres tamaños.

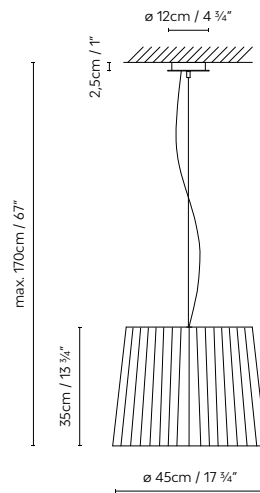
Hängeleuchte mit Schirm aus plissiertem Stoff. Verfügbar in zwei Ausführungen: schwarzer Schirm und schwarzes Textilkabel oder beiger Schirm und braunes Textilkabel. Wird in drei verschiedenen Größen angeboten.



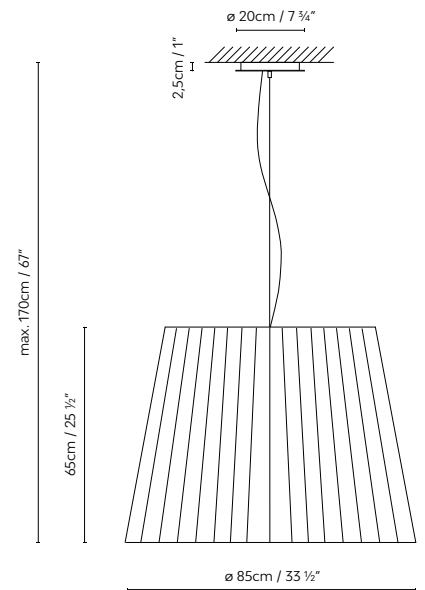
### ROYAL S28



### ROYAL S45



### ROYAL S OVERSIZE



Black
  Beige

704300	<b>ROYAL S28</b> BLACK	LED 12W (E27) / Fluo. max. 23W (E27)
704301	<b>ROYAL S28</b> BEIGE	
704310	<b>ROYAL S45</b> BLACK	LED 2 x 12W (E27) / Fluo. 2 x max. 23W (E27)
704311	<b>ROYAL S45</b> BEIGE	
704320	<b>ROYAL S OVERSIZE</b> BLACK	LED 4 x 12W (E27) / Fluo. 4 x max. 23W (E27)
704321	<b>ROYAL S OVERSIZE</b> BEIGE	

**B.lux**

# Scout

by  
**Stone Designs**

**Decorative  
lighting**

Suspension  
lamps

Adjustable suspension lamp with a metal structure and opaline glass diffuser. Available in beige, red and grey with a shade colored textile cable, plus a palette of RAL colors with a textile black cable, all of them with a textured matte finish and textured matte white on the inside. Available in two sizes.

Luminaria de suspensión orientable, de estructura metálica y difusor de vidrio opalino. Disponible en beige, rojo y gris con cable textil del color de la pantalla, a los que se suman una paleta de acabados RAL con cable textil negro, todos ellos en acabado mate texturado, con interior blanco mate texturado. Disponible en dos tamaños.

Ausrichtbare Hängeleuchte mit Metallstruktur und opalfarbenem Glasdiffusor. Verfügbar in Beige, Rot und Grau mit Schirmfarbe es Textilkabel, zu denen RAL-Ausführungen hinzukommen mit Schwarzes Textilkabel. Sie alle haben eine matte Strukturierung und eine mattweiße Strukturierung auf der Innenseite. In zwei Größen verfügbar.



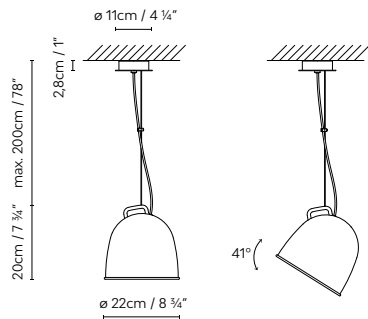


Scout

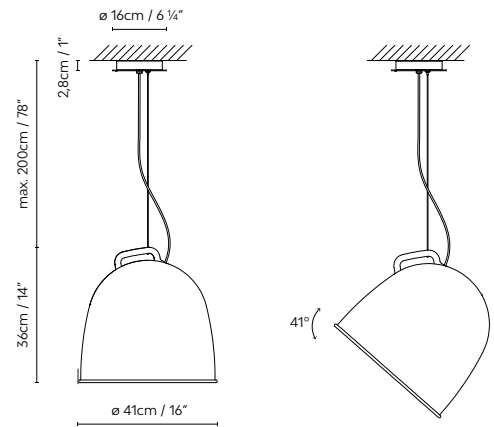




### SCOUT S22



### SCOUT S40



● Beige (matte)   ● Red (matte)   ● Grey (matte)

○ RAL 9003 (matte)   ● RAL 1034 (matte)   ● RAL 4004 (matte)   ● RAL 3015 (matte)  
 ● RAL 1018 (matte)   ● RAL 6034 (matte)   ● RAL 5017 (matte)   ● RAL 7035 (matte)  
 ● RAL 7037 (matte)   ● RAL 5024 (matte)   ● RAL 5012 (matte)

726360	<b>SCOUT S22</b> LED BEIGE	LED 16,6W 1350lm 2700K CRI≥90 230V DIM PHASE-CUT
726361	<b>SCOUT S22</b> LED RED	
726362	<b>SCOUT S22</b> LED GREY	
726363	<b>SCOUT S22</b> LED+	
726350	<b>SCOUT S22</b> (E14) BEIGE	LED 2 x 6W (E14) / Fluo. 2 x max. 5W (E14)
726351	<b>SCOUT S22</b> (E14) RED	
726352	<b>SCOUT S22</b> (E14) GREY	
726353	<b>SCOUT S22</b> (E14)+	
726310	<b>SCOUT S40</b> LED BEIGE	LED 16,6W 1350lm 2700K CRI≥90 230V DIM PHASE-CUT
726311	<b>SCOUT S40</b> LED RED	
726312	<b>SCOUT S40</b> LED GREY	
726313	<b>SCOUT S40</b> LED+	
726300	<b>SCOUT S40</b> (E27) BEIGE	LED 2 x max.15W (E27) / Fluo. 2 x max. 23W (E27)
726301	<b>SCOUT S40</b> (E27) RED	
726302	<b>SCOUT S40</b> (E27) GREY	
726303	<b>SCOUT S22</b> (E27)+	

**B.lux**

# Skin

by  
**AIA Salazar-Navarro**

**Decorative  
lighting**

Suspension  
lamps

Suspension lamp (S) made out of opal white polymethacrylate, coated in a stainless steel, cylindrical metal mesh, lacquered in steel or satin bronze finishes. Plug-in version available with a connector (SC), with 2.5 m of cable.

Luminaria de suspensión realizada en polimetacrilato blanco opal, recubierto por una malla metálica cilíndrica de acero inox, lacada en acabados acero o bronce satinado. Dispone de otra versión enchufable con clavija (SC), con un largo de cable de 2,5 m.

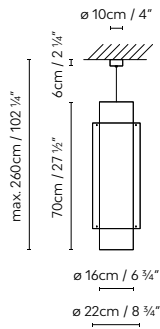
Hängeleuchte (S) aus Polyacrylglas in opal-weiß, überzogen mit einem zylinderförmigen Metallnetz aus Inox-Stahl, lackiert in den Ausführungen Stahl oder Bronze satiniert. Verfügt über eine weitere Ausführung mit SC-Stecker. Kabellänge: 2,5 m.



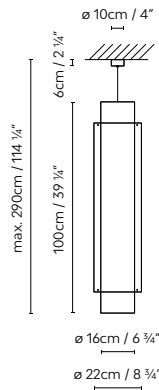
Skin



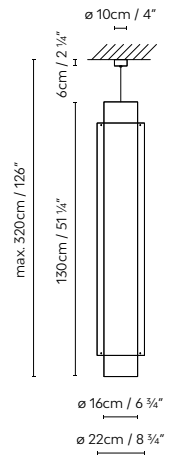
**SKIN S70**



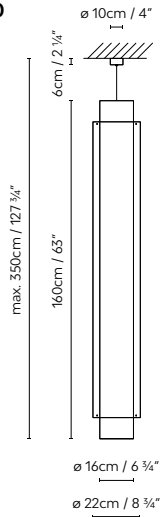
**SKIN S100**



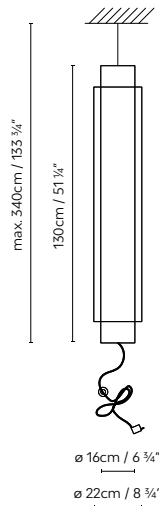
**SKIN S130**



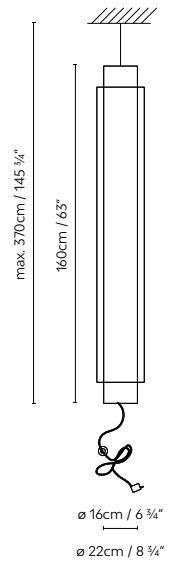
**SKIN S160**



**SKIN SC130**



**SKIN SC160**



● Steel ● Bronze (satin)

654312	<b>SKIN S70</b> LED STEEL	LED 2 x 20,5W 7080lm 450mA 3000K CRI≥90 230V
654316	<b>SKIN S70</b> LED BRONZE	
654322	<b>SKIN S100</b> LED STEEL	LED 2 x 30,5W 10650lm 450mA 3000K CRI≥90 230V
654326	<b>SKIN S100</b> LED BRONZE	
654332	<b>SKIN S130</b> LED STEEL	LED 2 x 40,5W 14224lm 450mA 3000K CRI≥90 230V
654336	<b>SKIN S130</b> LED BRONZE	
654342	<b>SKIN S160</b> LED STEEL	LED 2 x 51W 17760lm 450mA 3000K CRI≥90 230V
654346	<b>SKIN S160</b> LED BRONZE	
654337	<b>SKIN SC130</b> LED STEEL	LED 2 x 40,5W 14224lm 450mA 3000K CRI≥90 230V
654338	<b>SKIN SC130</b> LED BRONZE	
654347	<b>SKIN SC160</b> LED STEEL	LED 2 x 51W 17760lm 450mA 3000K CRI≥90 230V
654348	<b>SKIN SC160</b> LED BRONZE	



REQUEST

# Speers

by  
**David Abad**

**Decorative  
lighting**

**Suspension  
lamps**

Suspension lamp system available with different sizes of shade. The S shade is made in copper or brass and available in solid copper or brass finishes, both with a shiny exterior and a satin interior. It is also sold in a textured matte black or white exterior, combined with a shade interior in satin brass or copper. M and L shades are made in aluminium and available in solid textured white or matte black. The Speers single fixture lamps are available in a surface version (S1) or in a recessed version (SR1). The multiple fixture lamps (S2, S3, S4, S5 and S6) are only sold in a surface version and the flat canopies are always white or black. Speers lamps are equipped with a high-luminance LED light source. They include a glass lens that focuses the light and enhances its luminous efficiency. There is an optional opal diffuser providing general diffused lighting.

Sistema de luminarias de suspensión disponible con varios formatos de pantalla. La pantalla S está fabricada en cobre o latón y está disponible en acabados monocolor cobre o latón, ambos con el exterior acabado brillo y el interior satinado. También se comercializa con el exterior blanco o negro mate texturado, combinados con interior de pantalla cobre o latón satinados. Las pantallas M y L están fabricadas en aluminio y están disponibles en acabados monocolor blanco y negro mate texturados. Las suspensiones unitarias de Speers están disponibles en versión superficie (S1) y en versión empotrada (SR1). Las versiones múltiples (S2, S3, S4, S5 y S6) solo se comercializan en versión de superficie y los florones son siempre blancos o negros. Las luminarias Speers están equipadas con una fuente de luz LED de alta luminancia. Incluyen una lente de vidrio que concentra la luz y aporta un mayor rendimiento lumínico. Opcional, difusor opal que proporciona una iluminación general difusa.

Hängeleuchtensystem, verfügbar mit Schirmen mit verschiedenen Formaten. Der Schirm S wird aus Kupfer oder Messing hergestellt und ist in einfarbigen Ausführungen in Kupfer oder Messing verfügbar, beide sind außen glänzend und innen satiniert. Sie werden auch mit einer weißen oder schwarzen matten Strukturierung auf der Außenseite angeboten, kombiniert mit einer kupfer- oder messingfarbenen satinierten Innenseite. Die Schirme M und L sind aus Aluminium hergestellt und sind in Ausführungen mit einer einfarbigen mattweißen oder mattschwarzen Strukturierung verfügbar. Die Halterungen der Hängeleuchte Speers sind verfügbar als aufmontierte Ausführung (S1) und als Einbauversion (SR1). Die Ausführungen mit mehreren Elementen (S2, S3, S4, S5 und S6) werden nur in aufmontierter Ausführung angeboten und die Halterungen sind immer weiß oder schwarz. Die Speers-Leuchten sind mit einer LED-Lichtquelle mit hoher Leuchtkraft ausgestattet. Sie umfassen eine Glaslinse, die das Licht konzentriert und eine höhere Leuchtkraft ermöglicht. Optional ist ein opalfarbener Diffusor verfügbar, der ein allgemeines Streulicht ausgibt.

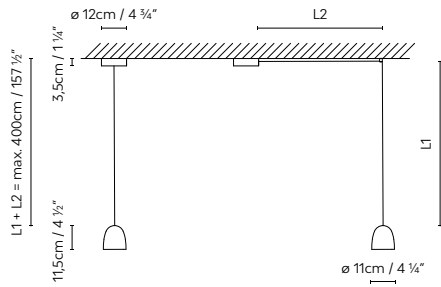




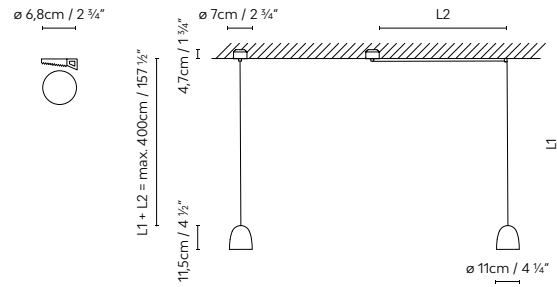
Speers



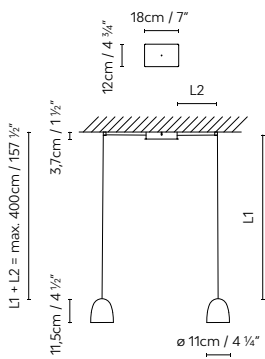
**SPEERS S1**



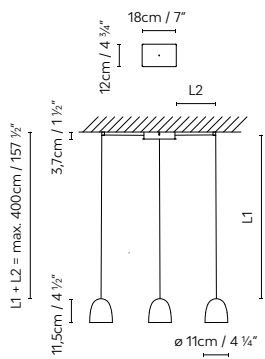
**SPEERS SR1**



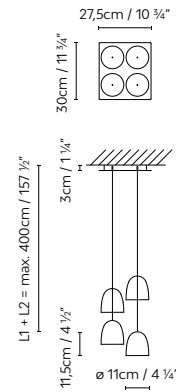
**SPEERS S2**



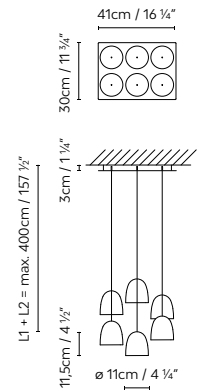
**SPEERS S3**



**SPEERS S4**



**SPEERS S6**



- Copper (shiny) / copper (satin)
- Brass (shiny) / brass (satin)

- White (matte) / copper (satin)
- White (matte) / brass (satin)

- Black (matte) / copper (satin)
- Black (matte) / brass (satin)

729300	<b>SPEERS S1</b> COPPER-COPPER	
729305	<b>SPEERS S1</b> BRASS-BRASS	
729302	<b>SPEERS S1</b> BLACK-COPPER	LED 9W 1100lm 500mA
729307	<b>SPEERS S1</b> BLACK-BRASS	2700K CRI≥90 110-230V
729301	<b>SPEERS S1</b> WHITE-COPPER	DIM PHASE CUT
729306	<b>SPEERS S1</b> WHITE-BRASS	

729390	<b>SPEERS SINGLE</b> COPPER+	
729395	<b>SPEERS SINGLE</b> BRASS+	
729392	<b>SPEERS SINGLE</b> BLACK-COPPER+	LED 9W 1100lm
729397	<b>SPEERS SINGLE</b> BLACK-BRASS+	500mA 2700K
729391	<b>SPEERS SINGLE</b> WHITE-COPPER+	CRI≥90
729396	<b>SPEERS SINGLE</b> WHITE-BRASS+	

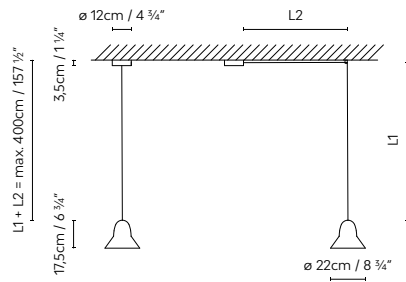
729310	<b>SPEERS SR1</b> COPPER-COPPER	
729315	<b>SPEERS SR1</b> BRASS-BRASS	
729312	<b>SPEERS SR1</b> BLACK-COPPER	LED 9W 1100lm 500mA
729317	<b>SPEERS SR1</b> BLACK-BRASS	2700K CRI≥90 230V
729311	<b>SPEERS SR1</b> WHITE-COPPER	
729316	<b>SPEERS SR1</b> WHITE-BRASS	

729362	<b>SPEERS S2/S3 CANOPY</b> BLACK+	DIM PUSH-DALI
729361	<b>SPEERS S2/S3 CANOPY</b> WHITE+	
729372	<b>SPEERS S4 CANOPY</b> BLACK+	DIM PUSH-1-10V
729371	<b>SPEERS S4 CANOPY</b> WHITE+	
729382	<b>SPEERS S6 CANOPY</b> BLACK+	DIM PUSH-1-10V
729381	<b>SPEERS S6 CANOPY</b> WHITE+	

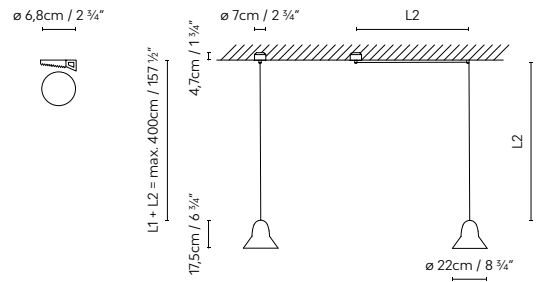
Speers



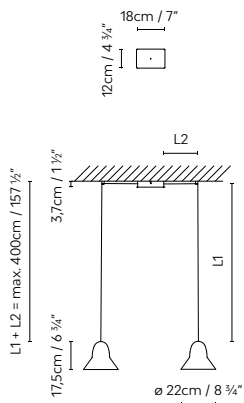
**SPEERS S1/M**



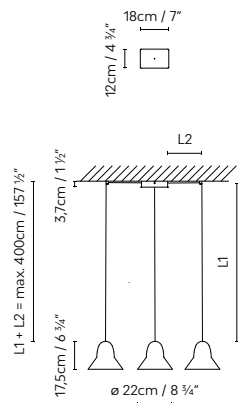
**SPEERS SR1/M**



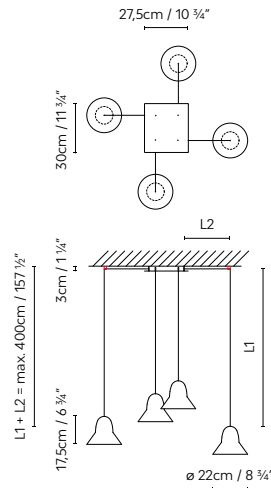
**SPEERS S2/M**



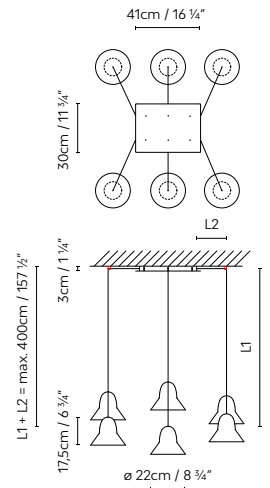
**SPEERS S3/M**



**SPEERS S4/M**



**SPEERS S6/M**



● Black (matte) ○ White (matte)

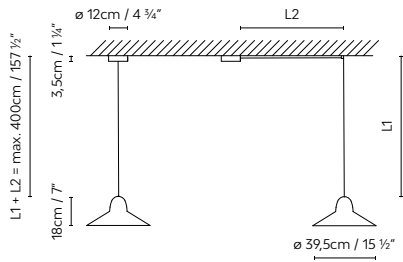
729308	<b>SPEERS S1/M</b> BLACK	LED 9W 1100lm 500mA 2700K
729303	<b>SPEERS S1/M</b> WHITE	CRI≥90 110-230V DIM PHASE CUT
729318	<b>SPEERS SR1/M</b> BLACK	LED 9W 1100lm 500mA
729313	<b>SPEERS SR1/M</b> WHITE	2700K CRI≥90 230V
729398	<b>SPEERS SINGLE M</b> BLACK+	LED 9W 1100lm 500mA
729393	<b>SPEERS SINGLE M</b> WHITE+	2700K CRI≥90 230V

729362	<b>SPEERS S2/S3 CANOPY</b> BLACK+	DIM PUSH-DALI
729361	<b>SPEERS S2/S3 CANOPY</b> WHITE+	
729372	<b>SPEERS S4 CANOPY</b> BLACK+	DIM PUSH-1-10V
729371	<b>SPEERS S4 CANOPY</b> WHITE+	
729382	<b>SPEERS S6 CANOPY</b> BLACK+	DIM PUSH-1-10V
729381	<b>SPEERS S6 CANOPY</b> WHITE+	

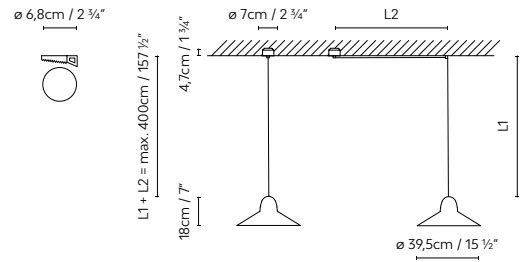
Speers



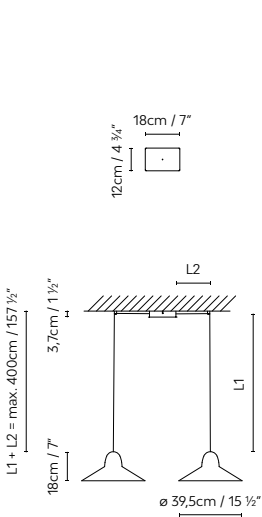
**SPEERS S1/L**



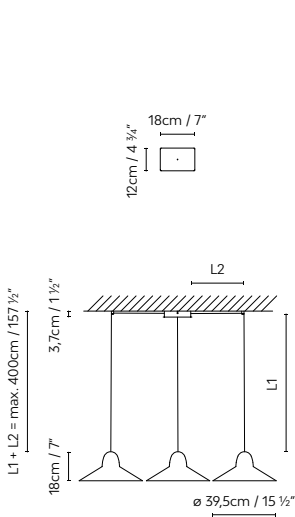
**SPEERS SR1/L**



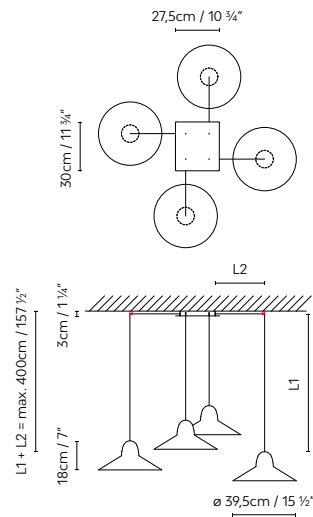
**SPEERS S2/L**



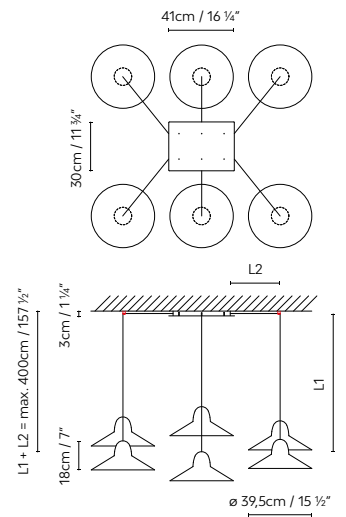
**SPEERS S3/L**



**SPEERS S4/L**



**SPEERS S6/L**



● Black (matte)    ○ White (matte)

729309	<b>SPEERS S1/L BLACK</b>	LED 9W 1100lm 500mA 2700K
729304	<b>SPEERS S1/L WHITE</b>	CRI≥90 110-230V DIM PHASE CUT
729319	<b>SPEERS SR1/L BLACK</b>	LED 9W 1100lm 500mA
729314	<b>SPEERS SR1/L WHITE</b>	2700K CRI≥90 230V
729399	<b>SPEERS SINGLE L BLACK+</b>	LED 9W 1100lm 500mA
729394	<b>SPEERS SINGLE L WHITE+</b>	2700K CRI≥90 230V

729362	<b>SPEERS S2/S3 CANOPY BLACK+</b>	DIM PUSH-DALI
729361	<b>SPEERS S2/S3 CANOPY WHITE+</b>	
729372	<b>SPEERS S4 CANOPY BLACK+</b>	DIM PUSH-1-10V
729371	<b>SPEERS S4 CANOPY WHITE+</b>	
729382	<b>SPEERS S6 CANOPY BLACK+</b>	DIM PUSH-1-10V
729381	<b>SPEERS S6 CANOPY WHITE+</b>	

**B.lux**

# Tree Series

by  
**Werner Aisslinger**

**Decorative  
lighting**

Suspension  
lamps


An organic-look suspension lamp with an aluminium shade. Direct and reflected light. Available in textured monochromatic white or black matte finishes, and textured matte two-toned black and white, with a gold interior. Textile cables in the same tone.

Luminaria de suspensión de estética orgánica, con pantalla de aluminio. Luz directa y reflejada. Disponible en acabados monocolor blanco o negro mate texturado, y bicolor blanco o negro mate texturado, con interior en oro. Cables textiles del mismo tono.

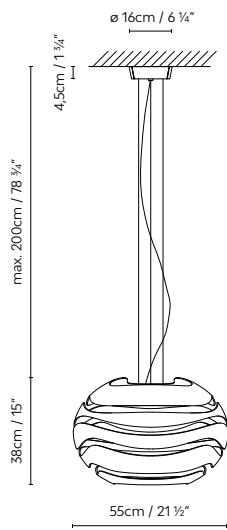
Hängeleuchte mit organischer Ästhetik, Schirm aus Aluminium. Direktes Licht und Reflektor. Erhältlich in den Ausführungen einheitlich Weiß oder Schwarz matt bzw. zweifarbig Schwarz und Weiß, texturiert, innen vergoldet. Textilkabel jeweils in der entsprechenden Farbe.



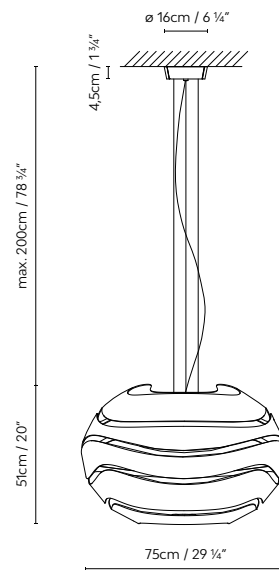




### TREE SERIES S50



### TREE SERIES S75



- |     |                               |     |                               |
|-----|-------------------------------|-----|-------------------------------|
| ○ ○ | White (matte) / white (matte) | ● ● | Black (matte) / black (matte) |
| ○ ● | White (matte) / gold (matte)  | ● ● | Black (matte) / gold (matte)  |

- |        |  |
|--------|--|
| 701352 | <b>TREE SERIES S50</b> LED WHITE-WHITE |
| 701353 | <b>TREE SERIES S50</b> LED BLACK-BLACK |
| 701350 | <b>TREE SERIES S50</b> LED WHITE-GOLD  |
| 701351 | <b>TREE SERIES S50</b> LED BLACK-GOLD  |

LED 19,5W 2350lm 700mA 3000K CRI≥90 230V DIM PUSH/1-10V

- |        |  |
|--------|--|
| 701344 | <b>TREE SERIES S75</b> LED WHITE-WHITE |
| 701345 | <b>TREE SERIES S75</b> LED BLACK-BLACK |
| 701341 | <b>TREE SERIES S75</b> LED WHITE-GOLD  |
| 701340 | <b>TREE SERIES S75</b> LED BLACK-GOLD  |

LED 25,7W 3744lm 700mA 3000K CRI≥90 230V DIM PUSH/1-10V



Floor  
lamps



**B.lux**

# Aspen

by  
**Werner Aisslinger**

**Decorative  
lighting**

Floor  
lamps

Double-shade floor lamps with indirect (F17) and direct (F40) light. Matte lacquered finishes, with different combinations: *grey, snow, lemon, mango, clear turquoise, aqua, merlot, river, sea, rose, limestone and brass.* Structure and cable in black. Dimmer.

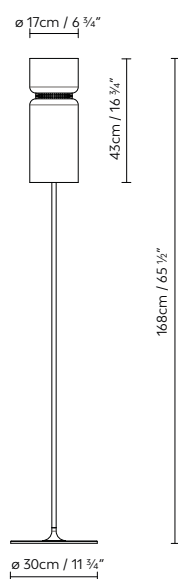
Luminarias de pie de doble pantalla y luz indirecta (F17) y directa (F40). Acabados lacado mate, con diferentes combinaciones: *grey, snow, lemon, mango, clear turquoise, aqua, merlot, river, sea, rose, limestone y latón.* Estructura y cable de color negro. Dimmer.

Stehleuchte mit doppeltem Schirm und direktem (F17) und indirektem (F40) Licht. Ausführungen: matt lackiert, mit verschiedenen Kombinationen: *grey, snow, lemon, mango, clear turquoise, aqua, merlot, river, sea, rose, limestone und Messing.* Struktur und Kabel schwarz. Dimmer.

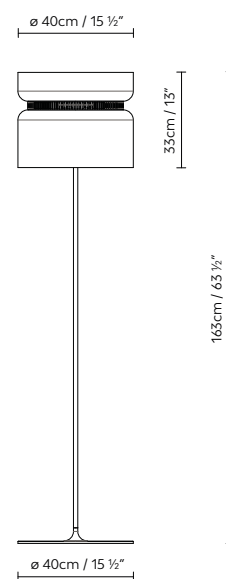




**ASPEN F17**



**ASPEN F40**



- SHADE:**
- Grey (matte)
  - Mango (matte)
  - Merlot (matte)
  - Rose (matte)
  - Snow (matte)
  - Clear turquoise (matte)
  - River (matte)
  - Limestone (matte)
  - Lemon (matte)
  - Aqua (matte)
  - Sea (matte)
  - Brass (matte)
- RING:**
- Black (matte)

727220 **ASPEN F17** LED 10W (E27) DIM / Fluo. max. 23W (E27) DIM

727221 **ASPEN F40** LED 3 x 10W (E27) DIM / Fluo. 3 x max. 23W (E27) DIM



**B.lux**

# Blux System

**Decorative  
lighting**

Floor  
lamps

Designed  
in 1979

Articulated floor lamp designed in the late 70s in the style of the English school. The simplicity of its forms is reflected in its friction swivel joints and aluminum shade. Finishes: matte black, matte red or matte beige, and the inside of the shade in satin white. Also available with brass and copper shades that combine with the body of the lamp in black.

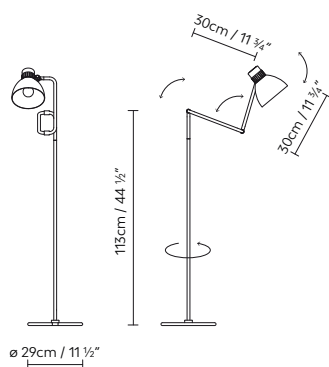
Luminaria de pie articulada diseñada a finales de los años 70, siguiendo el estilo de la escuela inglesa. La sencillez de sus formas queda reflejada en sus articulaciones de fricción, y en su pantalla de aluminio. Acabados: negro mate, rojo mate o beige mate, todos ellos con el interior de la pantalla en blanco satinado. También disponible con pantallas en acabado latón y cobre, que se combinan con el cuerpo de la luminaria en negro.

Stehleuchte mit verstellbaren Gelenken, Design Ende der 70er Jahre im Stil der englischen Schule. Die schlichten Formen spiegeln sich in den Friktionsgelenken und in ihrem Schirm aus Aluminium wider. Ausführungen: mattschwarz, mattrot und mattbeige, alle mit einem satiniertem Weiß auf der Innenseite des Schirms. Auch verfügbar mit Schirmen in einer messing- oder kupferfarbenen Ausführung, die mit einem Leuchtkörper in Schwarz kombiniert werden.

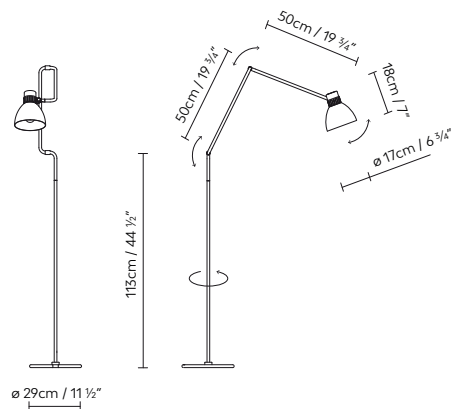




**BLUX SYSTEM F30**



**BLUX SYSTEM F50**



- Black (matte)
- Red (matte)
- Beige (matte)
- Brass (matte) /Black (matte)
- Copper (matte) /Black (matte)

736210	<b>BLUX SYSTEM F30 BLACK</b>	
736211	<b>BLUX SYSTEM F30 RED</b>	
736212	<b>BLUX SYSTEM F30 BEIGE</b>	LED 10W (E27) /
736213	<b>BLUX SYSTEM F30 BRASS</b>	Fluo. max. 11W (E27)
736214	<b>BLUX SYSTEM F30 COPPER</b>	

736220	<b>BLUX SYSTEM F50 BLACK</b>	
736221	<b>BLUX SYSTEM F50 RED</b>	
736222	<b>BLUX SYSTEM F50 BEIGE</b>	LED 10W (E27) /
736223	<b>BLUX SYSTEM F50 BRASS</b>	Fluo. max. 11W (E27)
736224	<b>BLUX SYSTEM F50 COPPER</b>	

**B.lux**

# Bowee

by  
Werner Aisslinger

Decorative  
lighting

Floor  
lamps

LED floor lamp made with a half-sphere shade and a concrete base. The light source can be adjusted on its horizontal axis and gives direct and diffused light. Available in metallic English bronze, matte turquoise and matte beige.

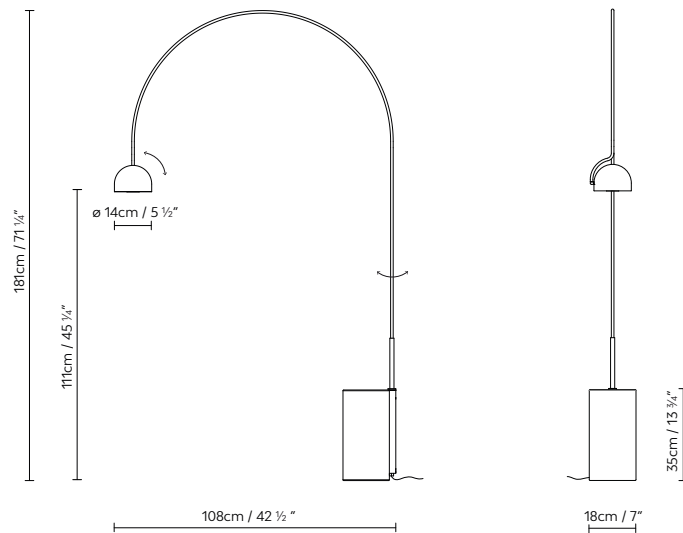
Luminaria LED de pie formada por una pantalla de forma semiesférica y base de hormigón. La fuente de luz es orientable en su eje horizontal y emite luz directa y difusa. Disponible en acabado bronce inglés metalizado, turquesa mate, y beige mate.

LED-Stehleuchte bestehend aus einem halbkugelförmigen Schirm und einem Fuß aus Beton. Die Lichtquelle kann auf ihrer horizontalen Ebene ausgerichtet werden und gibt direktes oder Streulicht aus. Verfügbar in einer metallic Englisch Bronze, matt türkisfarbenen und matt beigefarbenen Ausführung.





**BOWEE F**



- Beige (matte)
- Clear turquoise (matte)
- Metallic English bronze

758200  
758201  
758202

**BOWEE F BEIGE**  
**BOWEE F CLEAR TURQUOISE**  
**BOWEE F METALLIC ENGLISH BRONZE**

LED 6,4W 760lm 350mA 3000K CRI≥90



**B.lux**

# C\_Ball

by  
**Stone Designs**

**Decorative  
lighting**

Floor  
lamps

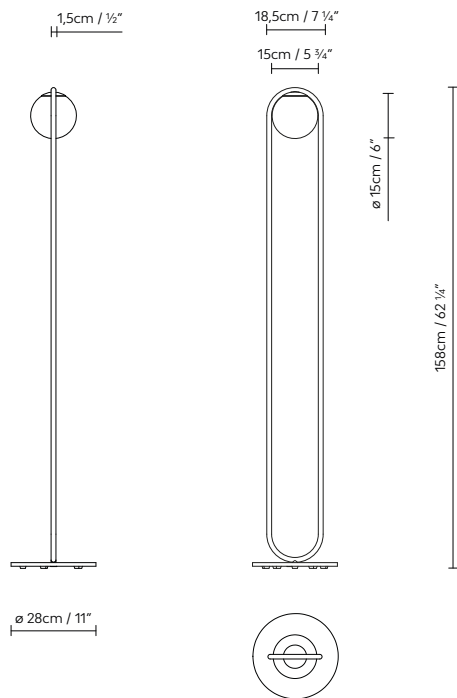
Decorative floor lamp consisting of an opal glass sphere and metal components finished in satin brass or matte black.

Luminaria de pie formada por una esfera de vidrio opal y partes metálicas acabadas en latón satinado, o en negro mate.

Stehleuchte mit einer Opalglaskugel und Metallteilen in den Ausführungen Messing satiniert oder Schwarz matt lackiert.



**C\_BALL F**



● Brass (satin)    ● Black (matte)

748210  
748215

**C\_BALL F BRASS**  
**C\_BALL F BLACK**

LED 6W (E14) / Fluo. max. 12W (E14) DIM



REQUEST



**C\_BALLS** p. 44



**C\_BALL T** p. 148



**C\_BALL W** p. 210



**C\_BALL SYST.** p. 238

**B.lux**

# Lola

by  
**David Abad**

**Decorative  
lighting**

Floor  
lamps

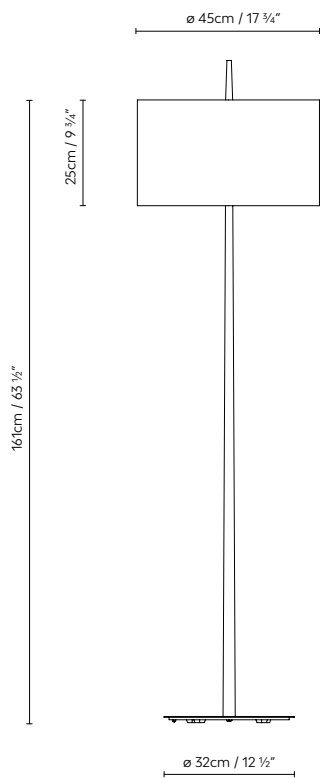
Floor lamp with a metal body and fabric shade. It comes in two finishes: black matte textured body with an opaque black shade and gold textile cable, or white matte textured body with an opaque white shade and a gold textile cable. In both versions, the inside of the shade is gold. Optional black or white cable.

Luminaria de pie de cuerpo metálico y difusor textil. Se fabrica en dos acabados: cuerpo negro mate texturado con pantalla opaca negro y cable textil oro, o cuerpo blanco mate texturado con pantalla opaca blanco y cable textil oro. En ambas versiones, el interior de la pantalla es color oro. Cable negro o blanco, opcionales.

Stehleuchte mit Metallfuß und Textilschirm. Wird in zwei Ausführungen hergestellt: Mat schwarzer Fuß mit Textur, undurchsichtigem schwarzem Schirm und Gold Textilkabel, oder heller Fuß mit Textur, undurchsichtigem weißem Schirm und Gold Textilkabel. Bei beiden Ausführungen ist die Schirminnenseite im Gold. Kabel wahlweise schwarz oder weiß.



**LOLA F**



●● Black / gold    ○● White / gold

702201 **LOLA F BLACK/GOLD** LED 2 x 10W (E27) / Flu. 2 x  
 702202 **LOLA F WHITE/GOLD** max. 11W (E27)



**B.lux**

# Misko

by  
**Stone Designs**

**Decorative  
lighting**

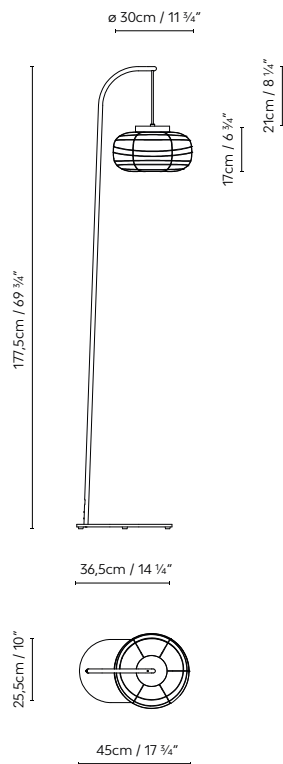
Floor  
lamps

Japanese-inspired floor lamp, available in three sizes (F15, F25 and F35), all of them created around a disc housing the light source (E27). This disc is available in a walnut or painted matte black finish, which supports the textured blown-glass diffuser that comes in an opal matte white finish. Metallic base and shaft painted matte black. Black textile cable. Dimmer.

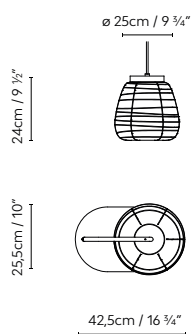
Luminaria de pie de inspiración japonesa, disponible en tres tamaños (F15, F25 y F35). Todas ellas se crean a partir de un disco que alberga una fuente de luz (E27). Este disco está disponible en acabado madera natural de nogal o pintado en negro mate, y da soporte al difusor de vidrio soplado texturado, que presenta un acabado blanco mate opal. Base y fuste metálicos, pintados en negro mate. Cable textil negro. Dimmer.

Japanisch inspirierte Stehleuchte, in drei Größen (F15, F25 und F35) erhältlich. Sie sind sämtlich aus einer Scheibe geschaffen, die eine Lichtquelle (E27) beherbergt. Diese Scheibe ist in einer naturbelassenen Holzoptik oder in mattschwarz lackiert erhältlich und hält den Diffusor aus geblasenem texturierten Glas, der eine mattweiße Opaloptik aufweist. Sockel und Schaft aus Metall, mattschwarz lackiert. Die Ausführung in Naturholzoptik hat ein knochenfarbiges Textilkabel, während die schwarz lackierte Ausführung ein schwarzes Textilkabel hat. Dimmer.

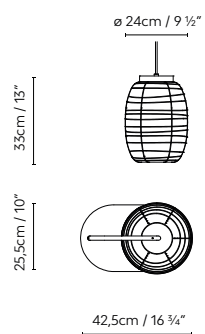
**MISKO F15**



**MISKO F25**



**MISKO F35**



● Black (matte) ● Walnut

756205 **MISKO F15** BLACK LED 10W (E27) DIM / Flu. max.  
 756206 **MISKO F25** BLACK 11W (E27) DIM  
 756207 **MISKO F35** BLACK

756203 **MISKO F15** WALNUT LED 10W (E27) DIM / Flu. max.  
 756204 **MISKO F25** WALNUT 11W (E27) DIM  
 756208 **MISKO F35** WALNUT

**B.lux**

# Overlay

by  
e27, Tim Brauns

Decorative  
lighting

Floor  
lamps

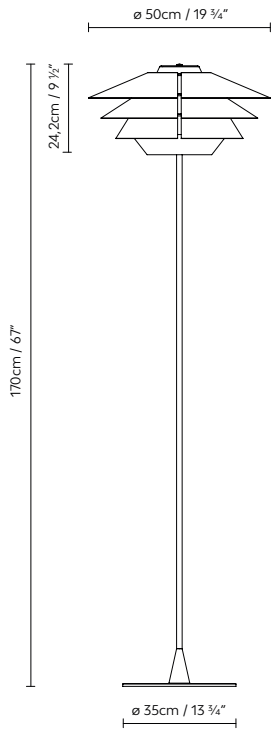
Blown glass floor lamp equipped with three detachable conical reflectors, making it possible to adjust the lighting effect as desired. The glass with a cognac-colored finish, is combined with reflectors in matte beige, copper, grey-beige and yellow. The glass with a grey finish comes with reflectors in beige, dark blue and light blue, all of them matte. Grey textile cable.

Luminaria de pie de vidrio soplado, dotada de tres reflectores cónicos desmontables, que permiten variar el efecto de luz a gusto del usuario. El vidrio acabado en coñac se combina con reflectores en acabados mate beige, cobre, gris-beige y amarillo. El vidrio acabado en gris se comercializa con los reflectores en acabado beige, azul oscuro y azul claro, todo ellos mate. Cable textil gris.

Stehleuchte aus geblasenem Glas, ausgestattet mit drei konischen, abnehmbaren Reflektoren, die je nach Geschmack des Nutzers verschiedene Lichteffekte ermöglichen. Das cognacfarbene Glas wird mit Reflektoren kombiniert, die ein strukturiertes Mattbeige haben oder farben, grau-beige und gelb sein können. Das graue Glas wird mit Reflektoren angeboten, die eine matte in den Farben Beige, Dunkelblau und Hellblau haben können. Graues Textilkabel.



**OVERLAY F**



- Cognac glass    ● ● Beige / Copper / Beige (matte)
- Cognac glass    ● ● Yellow / Grey-Beige / Beige (matte)

- Grey glass    ● ● Beige / Beige / Beige (matte)
- Grey glass    ● ● Dark Blue / Light Blue / Beige (matte)

734212 **OVERLAY F** COGNAC GLASS - BEIGE/COPPER/BEIGE  
 734213 **OVERLAY F** COGNAC GLASS - YELLOW/GREY-BEIGE/BEIGE  
 734214 **OVERLAY F** GREY GLASS - BEIGE/BEIGE/BEIGE  
 734215 **OVERLAY F** GREY GLASS - DARK BLUE/LIGHT BLUE/BEIGE

LED 13W (E27) / Fluo. max. 20W (E27)

**B.lux**

# Royal

by  
**David Abad**

**Decorative  
lighting**

Floor  
lamps

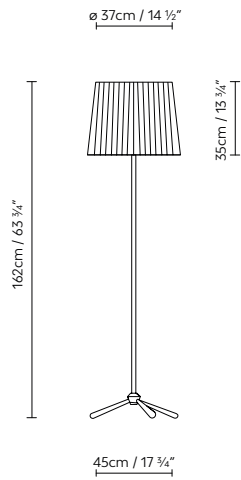
Floor lamp with stainless steel stand and tripod, in a satin finish, with pleated fabric shade. Available in two versions: black shade with a black textile cable, or beige shade with a brown textile cable. Available in two sizes. Dimmer.

Luminaria de pie con fuste y trípode de acero inoxidable satinado y pantalla de tela plisada. Disponible en dos acabados: pantalla negra con cable textil negro, o pantalla beige con cable textil marrón. Se fabrica en dos tamaños. Dimmer.

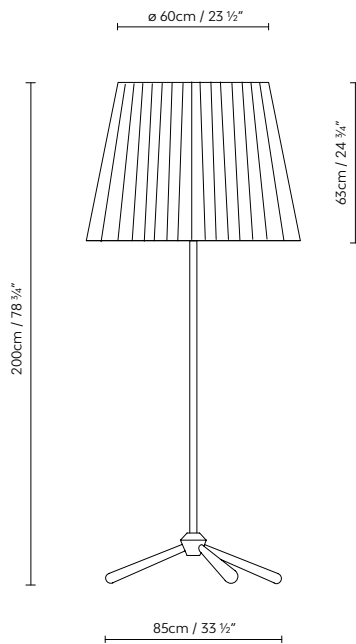
Stehleuchte mit Fuß und Stativ aus satiniertem Edelstahl, Schirm aus plissiertem Stoff. In zwei Ausführungen verfügbar: schwarzer Schirm und schwarzes Textilkabel oder beiger Schirm und braunes Textilkabel. Wird in zwei Größen hergestellt. Dimmer.



ROYAL F



ROYAL F OVERSIZE



● Black ● Beige

704200 **ROYAL F BLACK** LED 15W (E27) DIM / Fluo. max. 23W (E27) DIM  
 704201 **ROYAL F BEIGE**

704210 **ROYAL F OVERSIZE BLACK** LED 4 x 10W (E27) DIM / Fluo. 4 x max. 23W (E27) DIM  
 704211 **ROYAL F OVERSIZE BEIGE**



**B.lux**

# Speers

by  
David Abad

Decorative  
lighting

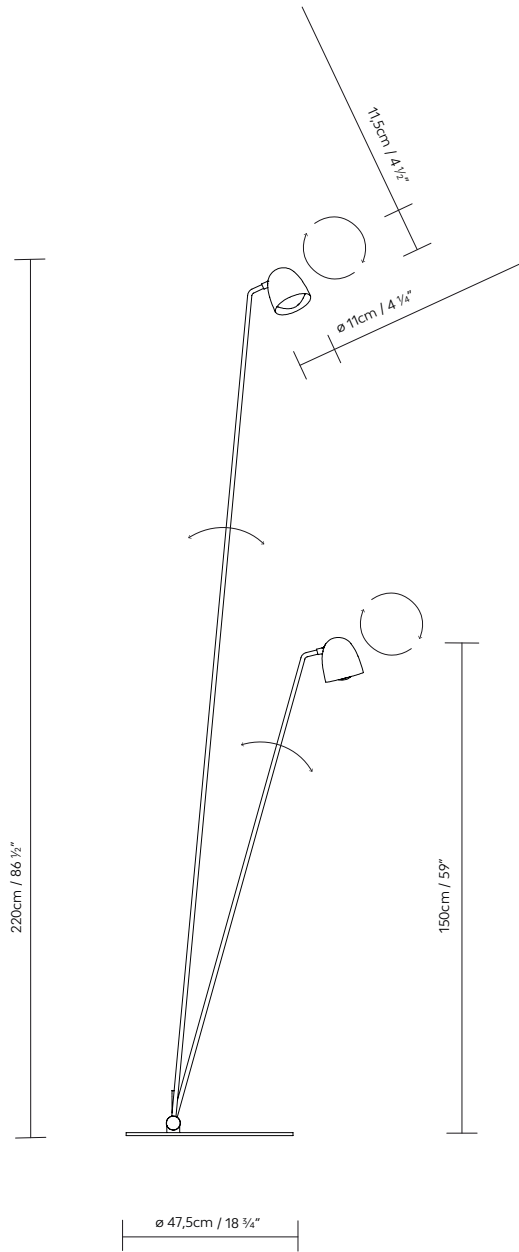
Floor  
lamps

Floor lamp featuring a double shaft and two heads, both adjustable. The light source is a high-luminance LED bulb, which includes a glass lens that concentrates the light and enhances its output. Available in two finishes: textured white matte outer finish with a satin brass interior, and textured black matte exterior with satin copper interior. Dual-light.

Luminaria de pie compuesta por un fuste doble y dos cabezas lumínicas, ambos orientables. La fuente de luz es un LED de alta luminancia, que incluye una lente de vidrio que concentra la luz y aporta un mayor rendimiento lumínico. Está disponible en dos acabados: acabado exterior blanco mate texturado con interior en latón satinado, y exterior negro mate texturado con interior en cobre satinado. Doble encendido.

Stehleuchte mit doppeltem Fuß und zwei individuell ausrichtbaren Leuchtenköpfen. Als Lichtquelle kommen leuchtstarke LEDs zum Einsatz, Glaslinsen bündeln das Licht und erhöhen die Beleuchtungseffizienz. Ausführungen lieferbar: außen Weiß matt texturiert und innen satiniertes Blech sowie außen Schwarz matt texturiert und innen satiniertes Kupfer. Zwei getrennt schaltbaren.

**SPEERS F**



- White (matte) / brass (satin)
 

 Black (matte) / copper (satin)

729206  
729202

**SPEERS F WHITE-BRASS**  
**SPEERS F BLACK-COPPER**

LED 2 x 7W 1080lm 2700K CRI $\geq$ 90 230V





Table  
lamps



**B.lux**

# Bluebird

by  
**Jorge Pensi**

**Decorative  
lighting**

Table  
lamps

Designed  
in 1990

Adjustable LED table lamp with a metal and wooden structure. Available in two finishes: raw with natural oak, or shiny chrome with matte mahogany.

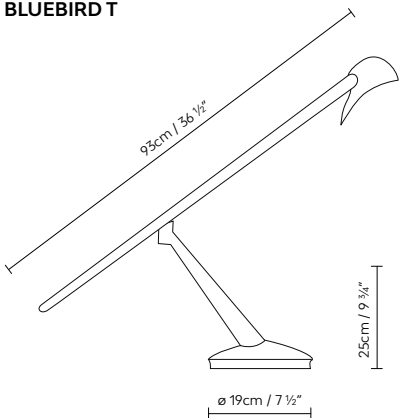
Luminaria LED de mesa orientable, de estructura metálica y madera. Disponible en dos acabados: raw con madera de roble natural, o metal cromo brillo combinado con madera natural de caoba mate.

Ausrichtbare LED Tischleuchte, Struktur aus Metall und Holz. In zwei Ausführungen erhältlich: Raw mit naturbelassenem Eichenholz oder glänzend verchromtes Metall in Kombination mit Mahagoni.





**BLUEBIRD T**



Raw / Natural Oak
 
 Chrome / Natural Mahogany

602006  
602007

**BLUEBIRD T LED RAW**  
**BLUEBIRD T LED CHROME**

LED 6,3W 840lm 350mA 3000K  
CRI≥90 110-230V



**B.lux**

# Blux System

**Decorative  
lighting**

Table  
lamps

Designed  
in 1979

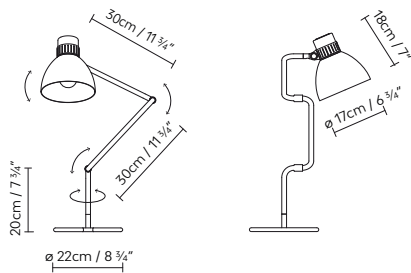
Articulated table lamp designed in the late 70s in the style of the English school. The simplicity of its forms is reflected in its friction swivel joints and aluminum shade. Finishes: matte black, matte red or matte beige, and the inside of the shade in satin white. Also available with brass and copper shades that combine with the body of the lamp in black.

Luminaria de mesa articulada diseñada a finales de los años 70, siguiendo el estilo de la escuela inglesa. La sencillez de sus formas queda reflejada en sus articulaciones de fricción, y en su pantalla de aluminio. Acabados: negro mate, rojo mate o beige mate, todos ellos con el interior de la pantalla en blanco satinado. También disponible con pantallas en acabado latón y cobre, que se combinan con el cuerpo de la luminaria en negro.

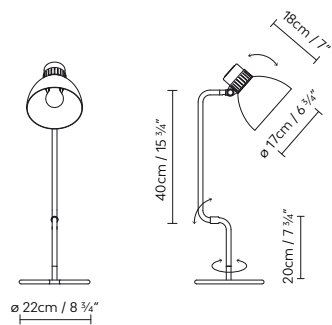
Tischleuchte mit verstellbaren Gelenken, Design Ende der 70er Jahre im Stil der englischen Schule. Die schlichten Formen spiegeln sich in den Friktionsgelenken und in ihrem Schirm aus Aluminium wider. Ausführungen: mattschwarz, mattrot und mattbeige, alle mit einem satiniertem Weiß auf der Innenseite des Schirms. Auch verfügbar mit Schirmen in einer messing- oder kupferfarbenen Ausführung, die mit einem Leuchtkörper in Schwarz kombiniert werden.



### BLUX SYSTEM T30



### BLUX SYSTEM T40



- Black (matte)
- Red (matte)
- Beige (matte)
- Brass (matte) / Black (matte)
- Copper (matte) / Black (matte)

736010	<b>BLUX SYSTEM T30 BLACK</b>	
736011	<b>BLUX SYSTEM T30 RED</b>	
736012	<b>BLUX SYSTEM T30 BEIGE</b>	LED 10W (E27) /
736013	<b>BLUX SYSTEM T30 BRASS</b>	Fluo. max. 11W (E27)
736014	<b>BLUX SYSTEM T30 COPPER</b>	

736020	<b>BLUX SYSTEM T40 BLACK</b>	
736021	<b>BLUX SYSTEM T40 RED</b>	
736022	<b>BLUX SYSTEM T40 BEIGE</b>	LED 10W (E27) /
736023	<b>BLUX SYSTEM T40 BRASS</b>	Fluo. max. 11W (E27)
736024	<b>BLUX SYSTEM T40 COPPER</b>	

**B.lux**

# C\_Ball

by  
**Stone Designs**

**Decorative  
lighting**

Table  
lamps

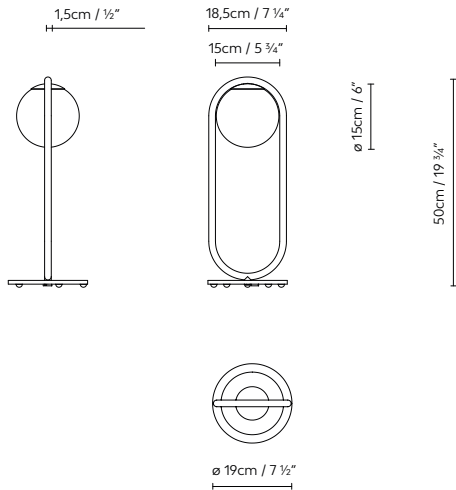
Decorative table lamp consisting of an opal glass sphere and metal components finished in satin brass or matte black.

Luminaria de mesa formada por una esfera de vidrio opal y partes metálicas acabadas en latón satinado, o en negro mate.

Tischleuchte mit einer Opalglasskugel und Metallteilen in den Ausführungen Blech matt oder Schwarz lackiert.



C\_BALL T



● Brass (satin) ● Black (matte)

748010 C\_BALL T BRASS LED 6W (E14) / Fluo. max. 12W (E14) DIM  
748015 C\_BALL T BLACK

**B.lux**

# Keshi

by  
**David Abad**

**Decorative  
lighting**

Table  
lamps

Table lamp crafted of sanded black Markina marble, and a metallic bar shade finished in matte black. Upper metallic reflector with mirror finish. Available in two sizes: LED light source. Dimmer.

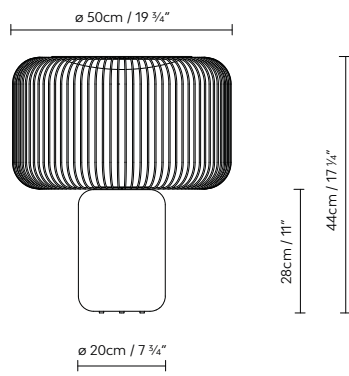
Luminaria de mesa fabricada en mármol negro de Markina apomazado, y pantalla de varilla metálica, acabada en negro mate. Reflector superior metálico con acabado especular. Disponible en dos tamaños. Fuente de luz LED. Dimmer.

Tischleuchte aus schwarzem Markina-Marmor, mit Ader versetzt, Schirm aus matt-schwarzem Metallgestänge. Verspiegelter oberer Metallreflektor. Lieferbar in zwei Größen. LED-Leuchtmittel. Dimmer.

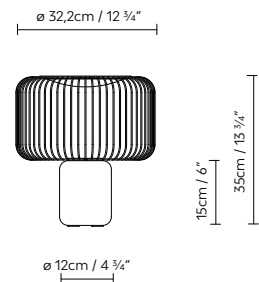




**KESHI T50**



**KESHI T30**



● Black (matte)

732051	<b>KESHI T30</b>	LED 12W 900lm 2700K CRI $\geq$ 90 230V DIM
732050	<b>KESHI T50</b>	LED 24W 1730lm 2700K CRI $\geq$ 90 230V DIM

**B.lux**

# Kup Camp

by  
e27, Tim Brauns

Decorative  
lighting

Table  
lamps

LED portable lamp with a battery that can be recharged by USB and the light can be dimmed with the touch-dim system. Kup Camp is based on the lighting bodies in the KUP collection and an opal glass sphere. Available in matte black, copper and gold.

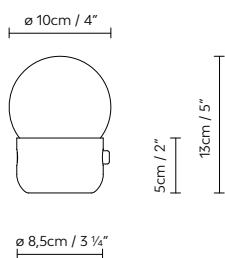
Luminaria portátil LED dotada de batería recargable mediante USB y regulación de intensidad de la luz mediante sistema touch-dim. Kup Camp está creada a partir de los cuerpos lumínicos de la colección KUP y una esfera de vidrio opal. Disponible en acabados negro, cobre y oro.

Tragbare LED-Lampe, ausgestattet mit per USB aufladbarer Batterie und regulierbarer Lichtstärke mithilfe eines Touchdimmer-Systems. Kup Camp wurde ausgehend von Lichtkörpern aus der KUP-Kollektion und einer opalfarbenen Glaskugel entwickelt. In den Ausführungen Schwarz, Kupfer und Gold verfügbar.





## KUP CAMP



● Copper
 ● Gold
 ● Black

742002 **KUP CAMP COPPER**  
 742001 **KUP CAMP GOLD**  
 742000 **KUP CAMP BLACK**

LED 1,3W 150lm 3,7V 3000K  
CRI≥90 TOUCH-DIM

\* Battery portable lamp.



**B.lux**

# Lola

by  
**David Abad**

**Decorative  
lighting**

Table  
lamps

Table lamp with a metal body and fabric shade. It comes in two finishes: black matte textured body with an opaque black shade and gold textile cable, or white matte textured body with an opaque white shade and a gold textile cable. In both versions, the inside of the shade is gold. Optional black or white cable.

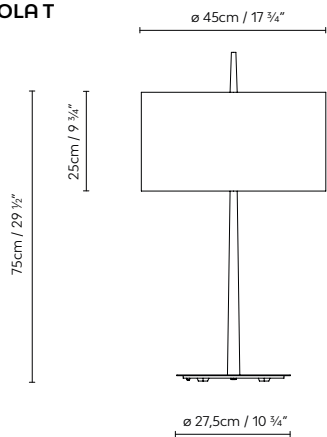
Luminaria de mesa de cuerpo metálico y difusor textil. Se fabrica en dos acabados: cuerpo negro mate texturado con pantalla opaca negra y cable textil oro, o cuerpo blanco mate texturado con pantalla opaca blanco y cable textil oro. En ambas versiones, el interior de la pantalla es color oro. Cable negro o blanco opcionales.

Tischleuchte mit Metallfuß und Textilschirm. Wird in zwei Ausführungen hergestellt: Mat schwarzer Fuß mit Textur, undurchsichtigem schwarzem Schirm und Gold Textilkabel, oder heller Fuß mit Textur, undurchsichtigem weißem Schirm und Gold Textilkabel. Bei beiden Ausführungen ist die Schirminnenseite im Gold. Kabel wahlweise weiß oder schwarz.





**LOLAT**



Black / Gold
 
 White / Gold

702001 **LOLAT BLACK/GOLD** LED 2 x 10W (E27) / Flu. 2 x max. 11W (E27)  
 702002 **LOLAT WHITE/GOLD**



**B.lux**

# Misko

by  
**Stone Designs**

**Decorative  
lighting**

Table  
lamps

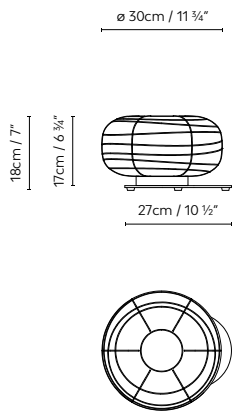
Japanese-inspired table lamp, available in three sizes (T15, T25 and T35), all of them created around a disc housing the light source (E27). This disc is available in a walnut or painted matte black finish, which supports the textured blown-glass diffuser that comes in an opal matte white finish. Black textile cable. Dimmer.

Luminaria de mesa de inspiración japonesa, disponible en tres tamaños (T15, T25 y T35). Todas ellas se crean a partir de un disco que alberga una fuente de luz (E27). Este disco está disponible en acabado de madera natural de nogal o pintado en negro mate, y da soporte al difusor de vidrio soplado texturado, que presenta un acabado blanco mate opal. Base metálica pintada en negro mate. Cable textil negro. Dimmer.

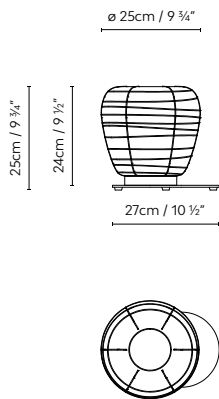
Japanisch inspirierte Tischleuchte, in drei Größen (T15, T25 y T35) erhältlich. Sie sind sämtlich aus einer Scheibe geschaffen, die eine Lichtquelle (E27) beherbergt. Diese Scheibe ist in naturbelassenem Holz oder in mattschwarz lackiert erhältlich und hält den Diffusor aus geblasenem texturierten Glas, der eine mattweiße Opaloptik aufweist. Sockel aus Metall, mattschwarz lackiert. Die Ausführung in Naturholzoptik hat ein knochenfarbiges Textilkabel, während die schwarz lackierte Ausführung ein schwarzes Textilkabel hat. Dimmer.



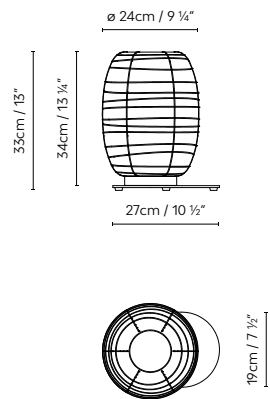
**MISKO T15**



**MISKO T25**



**MISKO T35**



● Black (matte) ● Natural Walnut

756003 **MISKO T15** WALNUT  
 756004 **MISKO T25** WALNUT  
 756008 **MISKO T35** WALNUT

LED 10W (E27) DIM / Fluo. max. 11W (E27) DIM

756005 **MISKO T15** BLACK  
 756006 **MISKO T25** BLACK  
 756007 **MISKO T35** BLACK

LED 10W (E27) DIM / Fluo. max. 11W (E27) DIM

# Misko Camp

by  
**Stone Designs**

**Decorative  
lighting**

Table  
lamps

LED portable lamp with a battery that can be recharged by USB and the light can be dimmed with the touch-dim system. Misko Camp is made with a metal disc clad in a sheet of walnut-colored wood or painted in black. This supports a white blown-glass diffuser, which simulates the texture of the rice paper used to make Akari lamps. Its leather handle at the top of the Misko Camp makes it easy to carry this lamp. You can also buy a base separately to fix it to the wall.

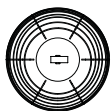
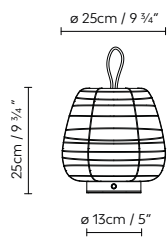
Luminaria portátil LED dotada de batería recargable mediante USB y regulación de intensidad de la luz mediante sistema touch-dim. Misko Camp está creada a partir de un disco metálico, recubierto por una lámina de madera en acabado nogal o pintado en negro, que soporta un difusor de vidrio soplado acabado en blanco que simula la textura del papel de arroz con el que se fabrican las lámparas Akari. Para un fácil transporte de la luminaria, Misko Camp incluye un asa de cuero en la parte superior. Existe la opción de adquirir un soporte para instalar la luminaria en la pared.

Tragbare LED-Lampe, ausgestattet mit per USB aufladbarer Batterie und regulierbarer Lichtstärke mithilfe eines Touchdimmer-Systems. Misko Camp wurde ausgehend von einer Scheibe aus Metall mit einer Holzschicht aus Nussbaumholz oder schwarz lackiert entwickelt, die der Träger eines Diffusors aus geblasenem Glas mit weißem Finish ist, der die Struktur von Reispapier nachahmt, mit dem die Akari-Lampen hergestellt werden. Für den einfachen Transport der Lampe ist auf der Oberseite der Misko Camp ein Ledergriff angebracht. Es besteht die Möglichkeit eine Halterung für die Wandmontage zu erwerben.

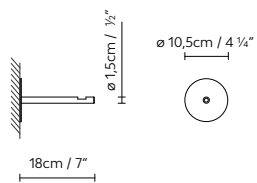




### MISKO CAMP



### MISKO HOOK



● Black (matte) ● Natural Walnut

756024 **MISKO CAMP WALNUT** LED 2,1W 250lm 3,7V 3000K  
 756026 **MISKO CAMP BLACK** CRI≥90 TOUCH-DIM

756900 **MISKO HOOK**

\* Battery portable lamp.



**B.lux**

# Overlay

by  
e27, Tim Brauns

Decorative  
lighting

Table  
lamps

Blown glass table lamp equipped with three detachable conical reflectors, making it possible to adjust the lighting effect as desired. The glass with a cognac-colored finish, is combined with reflectors in matte beige, copper, grey-beige and yellow. The glass with a grey finish comes with reflectors in beige, dark blue and light blue, all of them matte. Grey textile cable.

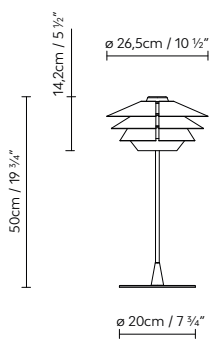
Luminaria de mesa de vidrio soplado, dotada de tres reflectores cónicos desmontables, que permiten variar el efecto de luz a gusto del usuario. El vidrio acabado en coñac se combina con reflectores en acabados mate beige, cobre, gris-beige y amarillo. El vidrio acabado en gris se comercializa con los reflectores en acabado beige, azul oscuro y azul claro, todo ellos mate. Cable textil gris.

Tischleuchte aus geblasenem Glas, ausgestattet mit drei konischen, abnehmbaren Reflektoren, die je nach Geschmack des Nutzers verschiedene Lichteffekte ermöglichen. Das cognacfarbene Glas wird mit Reflektoren kombiniert, die ein strukturiertes Mattbeige haben oder farben, grau-beige und gelb sein können. Das graue Glas wird mit Reflektoren angeboten, die eine matte in den Farben Beige, Dunkelblau und Hellblau haben können. Graues Textilkabel.

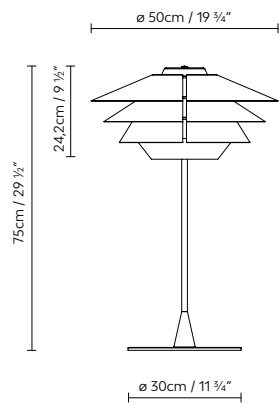




**OVERLAY T25**



**OVERLAY T50**



- Cognac glass
 

 Beige / Copper / Beige (matte)

---

- Cognac glass
 

 Yellow / Grey-Beige / Beige (matte)

---

- Grey glass
 

 Beige / Beige / Beige (matte)

---

- Grey glass
 

 Dark Blue / Light Blue / Beige (matte)

- 734002 **OVERLAY T25** COGNAC GLASS - BEIGE/COPPER/BEIGE
- 734003 **OVERLAY T25** COGNAC GLASS - YELLOW/GREY-BEIGE/BEIGE
- 734004 **OVERLAY T25** GREY GLASS - BEIGE/BEIGE/BEIGE
- 734005 **OVERLAY T25** GREY GLASS - DARK BLUE/LIGHT BLUE/BEIGE

LED 4W (G9)

- 734012 **OVERLAY T50** COGNAC GLASS - BEIGE/COPPER/BEIGE
- 734013 **OVERLAY T50** COGNAC GLASS - YELLOW/GREY-BEIGE/BEIGE
- 734014 **OVERLAY T50** GREY GLASS - BEIGE/BEIGE/BEIGE
- 734015 **OVERLAY T50** GREY GLASS - DARK BLUE/LIGHT BLUE/BEIGE

LED 13W (E27) / Fluo. max. 30W (E27)

**B.lux**

# Petite

by  
**Miguel Herranz**

**Decorative  
lighting**

Table  
lamps

Articulated, angled table lamp made from extruded aluminium and including a structure and bracket. Available with an aluminium and polycarbonate screen or with a natural white fabric shade. Finishes: matte grey, anodised shiny silver or matte white.

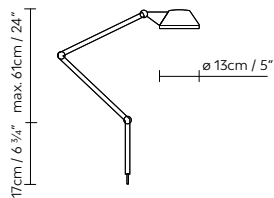
Luminaria de mesa articulada y orientable, fabricada en aluminio extruído y compuesta de estructura y soporte. Disponible con pantalla de aluminio y policarbonato o con pantalla textil acabado crudo. Acabados: gris mate, anodizado plata brillo o blanco mate.

Tischleuchte mit Gelenkarm, ausrichtbar, hergestellt aus extrudiertem Aluminium. Besteht aus Arm und Halterung. Verfügbar mit Reflektorkopf aus Aluminium und Polykarbonat oder mit leinenfarbenem Textilschirm. Ausführungen: matt-weiß, anodisiert-glänzend Silver oder matt-grau.

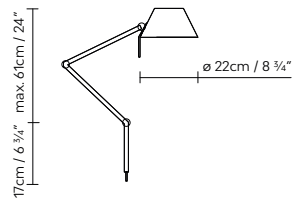




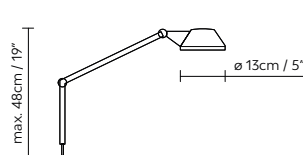
**PETITE T21**



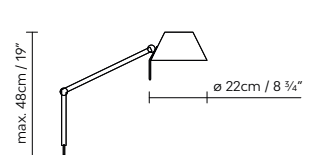
**PETITE T22**



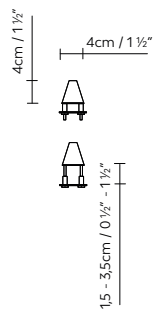
**PETITE T11**



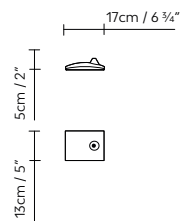
**PETITE T12**



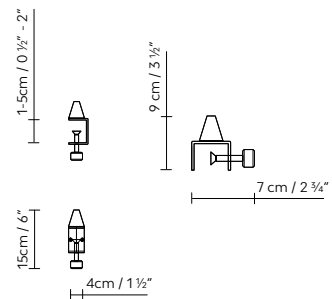
**PETITE BRACKET A**



**PETITE BRACKET B**



**PETITE BRACKET C**



● Grey (matte)    ○ White (matte)    ● Silver (shiny)

637210	<b>PETITE 21</b> GREY +	LED 6W (E14) / Fluo. max. 11W (E14)
637211	<b>PETITE 21</b> WHITE +	
637212	<b>PETITE 21</b> SILVER +	
637220	<b>PETITE 22</b> GREY +	LED 6W (E14) / Fluo. max. 11W (E14)
637221	<b>PETITE 22</b> WHITE +	
637222	<b>PETITE 22</b> SILVER +	
637110	<b>PETITE 11</b> GREY +	LED 6W (E14) / Fluo. max. 11W (E14)
637111	<b>PETITE 11</b> WHITE +	
637112	<b>PETITE 11</b> SILVER +	
637120	<b>PETITE 12</b> GREY +	LED 6W (E14) / Fluo. max. 11W (E14)
637121	<b>PETITE 12</b> WHITE +	
637122	<b>PETITE 12</b> SILVER +	

637900	<b>PETITE BRACKET A</b> GREY
637901	<b>PETITE BRACKET A</b> WHITE
637902	<b>PETITE BRACKET A</b> SILVER
637920	<b>PETITE BRACKET B</b> GREY
637921	<b>PETITE BRACKET B</b> WHITE
637922	<b>PETITE BRACKET B</b> SILVER
637940	<b>PETITE BRACKET C</b> GREY
637941	<b>PETITE BRACKET C</b> WHITE
637942	<b>PETITE BRACKET C</b> SILVER

**B.lux**

# Regina

by  
**Jorge Pensi**

**Decorative  
lighting**

Table  
lamps

Designed  
in 1987

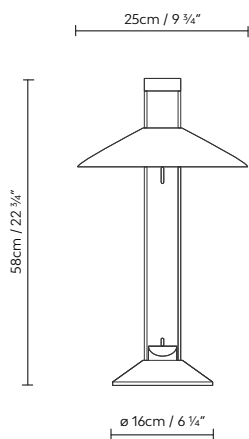
Indirect light table lamp crafted of die cast aluminium. Available in a raw finish, and also in shiny aluminium, with shades in shiny aluminium, white glass.

Luminaria de mesa de luz indirecta, fabricada en aluminio inyectado. Disponible en acabado raw, y también en aluminio brillo combinable con pantallas de aluminio brillo o de vidrio blanco.

Tischleuchte mit indirektem Licht, hergestellt aus Druckguss-Aluminium. Verfügbar in Raw-Gestaltung (Metall unbehandelt) und auch in glänzend Aluminium in Kombination mit Schirmen aus Aluminium bzw. aus weißem.



**REGINA T**



● Raw    ● Aluminium (shiny)    ○ White

625006	<b>REGINA T</b> LED RAW	
625007	<b>REGINA T</b> LED ALUMINIUM	LED 2 x 3,2W 700lm 350mA 3000K CRI≥90 110-230V
625009	<b>REGINA T</b> LED WHITE	
625010	<b>REGINA T</b> HALO RAW	
625000	<b>REGINA T</b> HALO ALUMINIUM	Halo. 2 x max. 20W 12V (G6,35)
625001	<b>REGINA T</b> HALO WHITE	



**B.lux**

# Royal

by  
**David Abad**

**Decorative  
lighting**

Table  
lamps

Table lamp with stainless steel stand and tripod, in a satin finish, with pleated fabric shade. Available in two versions: black shade with a black textile cable, or beige shade with a brown textile cable. Dimmer.

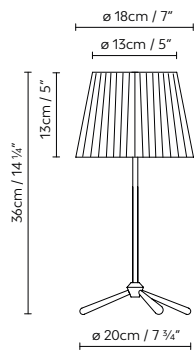
Luminaria de mesa con fuste y trípode de acero inoxidable acabado satinado y pantalla de tela plisada. Disponible en dos versiones: pantalla negra con cable textil negro, o pantalla beige con cable textil marrón. Dimmer.

Tischleuchte mit Fuß und Stativ aus satiniertem Edelstahl, Schirm aus plissiertem Stoff. In zwei Ausführungen verfügbar: schwarzer Schirm und schwarzes Textilkabel oder beiger Schirm und braunes Textilkabel. Dimmer.

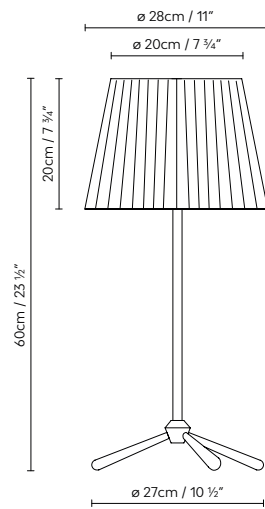




**ROYAL T36**



**ROYAL T60**



● Black ● Beige

704000 **ROYAL T36 BLACK** LED 6W (E14) DIM  
 704001 **ROYAL T36 BEIGE**

704010 **ROYAL T60 BLACK** LED 10W (E27) DIM / Fluo. max.  
 704011 **ROYAL T60 BEIGE** 23W (E27) DIM







Ceiling  
lamps



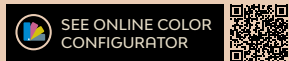
**B.lux**

# Aspen

by  
**Werner Aisslinger**

**Decorative  
lighting**

Ceiling  
lamps



Direct and diffused light ceiling lamp. Matte lacquered finishes, with different combinations: *grey, snow, lemon, mango, clear turquoise, aqua, merlot, rose, sea, river, limestone and brass*. Available in four sizes.

Plafón de luz directa y difusa. Acabados lacado mate, con diferentes opciones: *grey, snow, lemon, mango, clear turquoise, aqua, merlot, river, sea, rose, limestone y latón*. Disponible en cuatro tamaños.

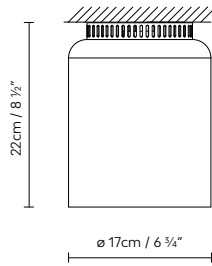
Deckenleuchte für direkte Beleuchtung und Streulicht. Matt lackiert, verschiedene Kombinationen: *Grey, Snow, Lemon, Mango, clear Turquoise, Aqua, Merlot, Rose, Sea, River, Limestone und Messing*. In drei Höhen verfügbar.




Aspen



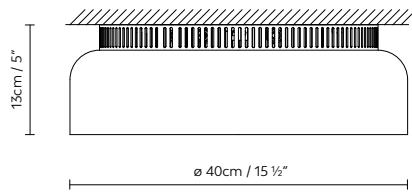
ASPEN C17A



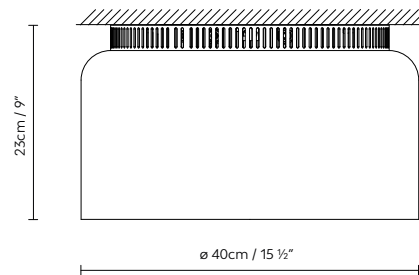
ASPEN C17B



ASPEN C40A



ASPEN C40B



- SHADE:**
- Grey (matte)
  - Mango (matte)
  - Merlot (matte)
  - Rose (matte)
  - Snow (matte)
  - Clear turquoise (matte)
  - River (matte)
  - Limestone (matte)
  - Lemon (matte)
  - Aqua (matte)
  - Sea (matte)
  - Brass (matte)
- RING:**
- Black (matte)

727450	<b>ASPEN C17A</b> LED	LED 16,6W 1350lm 2700K CRI≥90 230V DIM PHASE-CUT
727451	<b>ASPEN C17B</b> LED	
727420	<b>ASPEN C17A</b> (E27)	LED 15W (E27) / Flu. max. 30W (E27)
727421	<b>ASPEN C17B</b> (E27)	
727453	<b>ASPEN C40A</b> LED	LED 20W 1800lm 2700K CRI≥90 230V DIM PUSH/1-10V
727452	<b>ASPEN C40B</b> LED	
727460	<b>ASPEN C40A</b> (E14)	LED 2 x 6W (E14) / Flu. 2 x max. 14W (E14)
727461	<b>ASPEN C40B</b> (E14)	

**B.lux**

# Blux System

**Decorative  
lighting**

Ceiling  
lamps

Designed  
in 1979

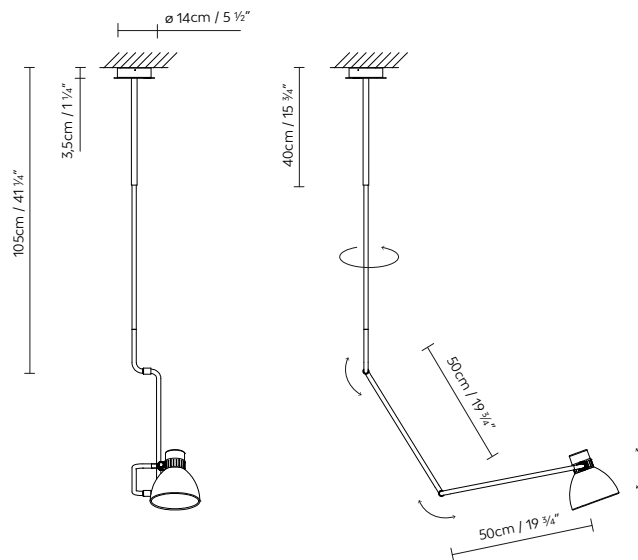
Articulated ceiling lamp designed in the late 70s in the style of the English school. The simplicity of its forms is reflected in its friction swivel joints and aluminum shade. Finishes: matte black, matte red or matte beige, and the inside of the shade in satin white. Also available with brass and copper shades that combine with the body of the lamp in black.

Luminaria de techo articulada diseñada a finales de los años 70, siguiendo el estilo de la escuela inglesa. La sencillez de sus formas queda reflejada en sus articulaciones de fricción, y en su pantalla de aluminio. Acabados: negro mate, rojo mate o beige mate, todos ellos con el interior de la pantalla en blanco satinado. También disponible con pantallas en acabado latón y cobre, que se combinan con el cuerpo de la luminaria en negro.

Deckenleuchte mit verstellbaren Gelenken, Design Ende der 70er Jahre im Stil der englischen Schule. Die schlichten Formen spiegeln sich in den Friktionsgelenken und in ihrem Schirm aus Aluminium wider. Ausführungen: mattschwarz, mattrot und mattbeige, alle mit einem satiniertem Weiß auf der Innenseite des Schirms. Auch verfügbar mit Schirmen in einer messing- oder kupferfarbenen Ausführung, die mit einem Leuchtkörper in Schwarz kombiniert werden.



## BLUX SYSTEM C



Black (matte)
  Red (matte)
  Beige (matte)
 
 Brass (matte) / Black (matte)
 
 Copper (matte) / Black (matte)

736400 **BLUX SYSTEM C BLACK**  
 736401 **BLUX SYSTEM C RED**  
 736402 **BLUX SYSTEM C BEIGE**  
 736403 **BLUX SYSTEM C BRASS**  
 736404 **BLUX SYSTEM C COPPER**

LED 10W (E27) / Fluo. max. 11W (E27)

**B.lux**

# Castle

by  
**Stone Designs**

**Decorative  
lighting**

**Ceiling  
lamps**

Round aluminum LED ceiling lamp with a highly uniform opal white PMMA diffuser. It allows multiple configurations with a single connection. Finishes: textured matte white, textured matte black and natural oak. Direct light with a soft indirect light effect. Available in three sizes. Dimmer.

Plafón LED de aluminio, con cuerpo circular y difusor de PMMA blanco opal de alta uniformidad. Permite múltiples composiciones con una única acometida. Acabados: blanco mate texturado, negro mate texturado, y roble natural. Luz directa, con un suave efecto de luz indirecta. Disponible en tres tamaños. Dimmer.

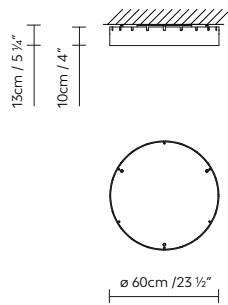
LED-Deckenleuchte aus Aluminium mit rundem Körper und PMMA-Diffusor in weißlich opaler Farbe mit hoher Gleichförmigkeit. Erlaubt eine Vielzahl an Kompositionen mit einem Stromanschluss. Ausführungen: mattes, strukturiertes Weiß, mattes, strukturiertes Schwarz und naturbelassene Eiche. Direktes Licht mit weichen indirekten Lichteffekten. In drei Größen verfügbar. Dimmer.



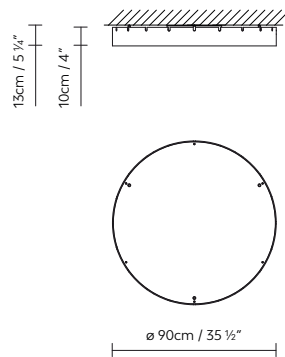




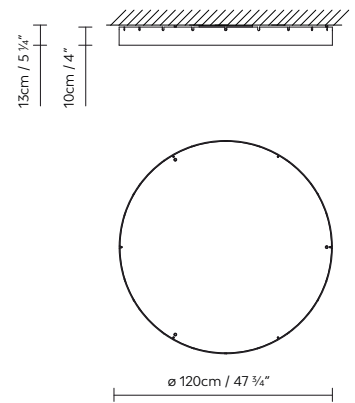
### CASTLE C60



### CASTLE C90



### CASTLE C120



White (matte)
  Black (matte)
  Natural Oak

737411	<b>CASTLE C60</b> WHITE	LED 17,4W 3416lm 150mA 3000K CRI≥90 230V DIM PUSH / DALI
737412	<b>CASTLE C60</b> BLACK	
737413	<b>CASTLE C60</b> OAK	
737431	<b>CASTLE C90</b> WHITE	LED 41W 7960lm 350mA 3000K CRI≥90 230V DIM PUSH / DALI
737432	<b>CASTLE C90</b> BLACK	
737433	<b>CASTLE C90</b> OAK	
737451	<b>CASTLE C120</b> WHITE	LED 19,5W 3664lm 225mA + LED 41W 7960lm 350mA 3000K CRI≥90 230V DIM PUSH / DALI
737452	<b>CASTLE C120</b> BLACK	
737453	<b>CASTLE C120</b> OAK	

**B.lux**

# Lite Hole

by  
**David Abad**

**Decorative  
lighting**

Ceiling  
lamps

Large ceiling and wall lamp consisting of two concentric aluminum hoops that make up a short, circular lighting body. It is manufactured in two large sizes, with diameters of 120 and 90 centimeters, as well as in a 60-cm size. They all feature an acrylic opal diffuser that hides a direct-emitting and dimmable LED light source that is completely glare-free. Lite Hole is available in matte white, matte black, copper and gold.

Luminaria de techo y pared compuesta por dos aros de aluminio concéntricos, que forman un cuerpo lumínico circular de altura mínima. Se fabrica en formatos de grandes dimensiones, de 120 y 90 centímetros de diámetro, así como en 60 centímetros. Todos ellos portan un difusor acrílico opal que oculta una fuente de luz LED de emisión directa y regulable, que se caracteriza por una ausencia total de deslumbramiento. Lite Hole está disponible en acabados blanco mate, negro mate, cobre y oro.

Decke- und Wandleuchte bestehend aus zwei konzentrischen, aufeinander aufsitzenden Aluminiumringen, die einen kreisrunden Leuchtkörper mit minimaler Höhe bilden. Sie wird in zwei großen Formaten hergestellt mit einem Durchmesser von 120 und 90 Zentimetern, sowie einem Durchmesser von 60 Zentimetern. Jede dieser Ausführungen ist mit einem opalweißen Diffusor aus Acrylglas und einer LED-Lichtquelle ausgestattet. So ist jede Blendung ausgeschlossen. Lite Hole ist in den Ausführungen Mattweiß, Mattschwarz, Kupfer- und Goldfarben verfügbar.

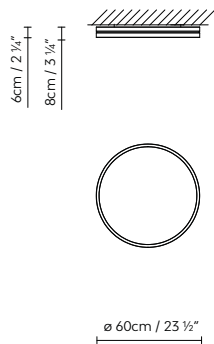


Lite Hole

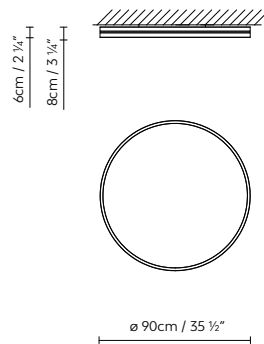




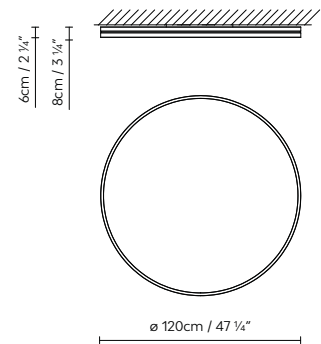
#### LITE HOLE C/W 60



#### LITE HOLE C/W 90



#### LITE HOLE C/W 120



○ White (matte)    ● Black (matte)    ● Gold    ● Copper

755411	<b>LITE HOLE C/W 60</b> WHITE	LED 17,4W 3416lm 150mA 3000K CRI≥90 230V DIM PUSH / DALI
755412	<b>LITE HOLE C/W 60</b> BLACK	
755413	<b>LITE HOLE C/W 60</b> GOLD	
755414	<b>LITE HOLE C/W 60</b> COPPER	
755431	<b>LITE HOLE C/W 90</b> WHITE	LED 41W 7960lm 350mA 3000K CRI≥90 230V DIM PUSH / DALI
755432	<b>LITE HOLE C/W 90</b> BLACK	
755433	<b>LITE HOLE C/W 90</b> GOLD	
755434	<b>LITE HOLE C/W 90</b> COPPER	
755451	<b>LITE HOLE C/W 120</b> WHITE	LED 19,5W 3664lm 225mA + LED 41W 7960lm 350mA 3000K CRI≥90 230V DIM PUSH / DALI
755452	<b>LITE HOLE C/W 120</b> BLACK	
755453	<b>LITE HOLE C/W 120</b> GOLD	
755454	<b>LITE HOLE C/W 120</b> COPPER	

**B.lux**

# Lite Square

by  
**David Abad**

**Decorative  
lighting**

Ceiling  
lamps

Ceiling and wall lamp with diffused and adjustable LED light. Lite Square features two concentric metal profiles that stand out for their tiny size, only 6 cm thick. Made in two square sizes, of 60x60 cm or 110x110 cm, and in a rectangular size of 110x60 cm. They are all available in matte white, matte black, copper and gold. They all have an opal acrylic diffuser.

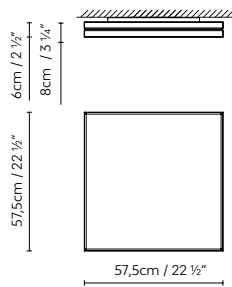
Luminaria de techo y pared, con luz LED difusa y regulable. Lite Square se define por sus dos perfiles metálicos concéntricos, que destacan por su escasa altura, de apenas seis centímetros de grosor. Se fabrica en dos formatos cuadrados, de 60x60 y 110x110 centímetros, y también en formato rectangular de 110x60 centímetros. Todos ellos están disponibles en acabados blanco mate, negro mate, cobre y oro. Todas ellas portan un difusor acrílico opal.

Hängeleuchte mit gestreutem und verstellbarem LED-Licht. Lite Square zeichnet sich aus durch seine beiden konzentrischen Metallprofile, die eine geringe Höhe und eine Dicke von knapp sechs Zentimetern haben. Sie wird in zwei quadratischen Formaten hergestellt, mit 60x60 und 110x110 Zentimetern, sowie in einem rechteckigen Format mit 110x60 Zentimetern. Sie sind in den Ausführungen Mattweiß, Mattschwarz, Kupfer- und Goldfarben verfügbar. Sie tragen alle einen opalfarbenen Diffusor aus Acrylglas.

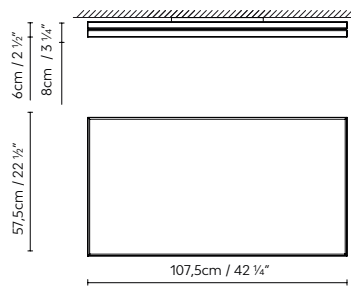




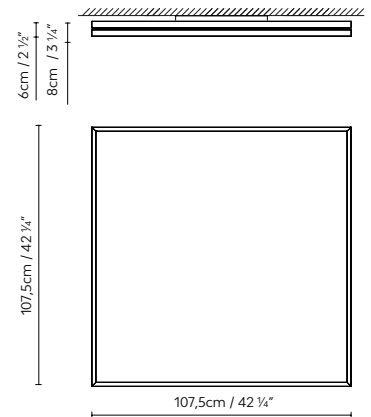
#### LITE SQUARE C/W 60x60



#### LITE SQUARE C/W 110x60



#### LITE SQUARE C/W 110x110



White (matte)   
  Black (matte)   
  Gold   
  Copper

754411	<b>LITE SQUARE C/W 60x60</b> WHITE	LED 28,8W 5360lm 350mA 3000K CRI≥90 230V DIM PUSH/DALI
754412	<b>LITE SQUARE C/W 60x60</b> BLACK	
754413	<b>LITE SQUARE C/W 60x60</b> GOLD	
754414	<b>LITE SQUARE C/W 60x60</b> COPPER	
754431	<b>LITE SQUARE C/W 110x60</b> WHITE	LED 57,6W 10720lm 350mA 3000K CRI≥90 230V DIM PUSH/DALI
754432	<b>LITE SQUARE C/W 110x60</b> BLACK	
754433	<b>LITE SQUARE C/W 110x60</b> GOLD	
754434	<b>LITE SQUARE C/W 110x60</b> COPPER	
754451	<b>LITE SQUARE C/W 110x110</b> WHITE	LED 115,2W 21440lm 350mA 3000K CRI≥90 230V DIM PUSH/DALI
754452	<b>LITE SQUARE C/W 110x110</b> BLACK	
754453	<b>LITE SQUARE C/W 110x110</b> GOLD	
754454	<b>LITE SQUARE C/W 110x110</b> COPPER	

**B.lux**

# Misko

by  
**Stone Designs**

**Decorative  
lighting**

Ceiling  
lamps

Japanese-style ceiling lamp, available in three sizes (C/W15, C25 and C35). Made with a disc that holds a source of light (E27). This disc can come in natural walnut or painted in matte black and supports the textured blow-glass diffuser with an opal matte white finish.

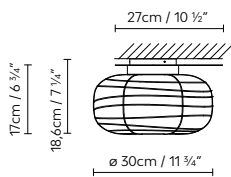
Luminaria de techo de inspiración japonesa, disponible en tres tamaños de plafón (C/W15, C25 y C35). Todas ellas se crean a partir de un disco que alberga una fuente de luz (E27). Este disco está disponible en acabado de madera natural de nogal o pintado en negro mate, y da soporte al difusor de vidrio soplado texturado, que presenta un acabado blanco mate opal.

Japanisch inspirierte Decken- und Wandleuchte, die Deckenleuchte ist in drei Größen (C/W15, C25 und C35) erhältlich und die Wandleuchte in einer Größe (C/W15). Diese Scheibe ist in naturbelassenem Holz oder in mattschwarz lackiert erhältlich und hält den Diffusor aus geblasenem texturierten Glas, der eine mattweiße Opaloptik aufweist.

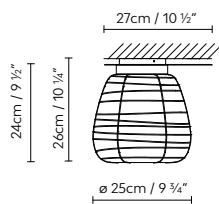




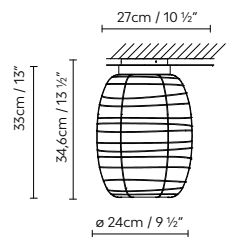
### MISKO C/W15



### MISKO C25



### MISKO C35



● Black (matte) ● Natural Walnut

756403 **MISKO C/W15 WALNUT**  
 756404 **MISKO C25 WALNUT**  
 756408 **MISKO C35 WALNUT**

LED 10W (E27) / Flu. max.  
 11W (E27)

756405 **MISKO C/W15 BLACK**  
 756406 **MISKO C25 BLACK**  
 756407 **MISKO C35 BLACK**

LED 10W (E27) / Flu. max.  
 11W (E27)

**B.lux**

# Q. Bo

by  
**Carlos Serra**

**Decorative  
lighting**

Ceiling  
lamps

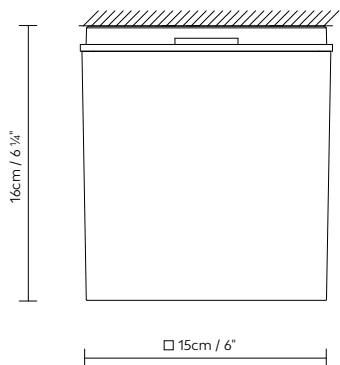
Wall or ceiling LED lamp with an opal white polycarbonate diffuser and aluminium base painted in matte white.

Aplique o plafón LED con difusor de policarbonato blanco opal y base de aluminio pintada en blanco mate.

LED Wand- oder Deckenleuchte mit opal Polykarbonat-Diffusor und Fuß aus lackiertem Aluminium in Weiß matt.



**Q.BO C/W**



○ White (matte)

820115

**Q.BO C/W** LED WHITE

LED 8,7W 650lm 2700K CRI≥90 230V



CE EAC



**Q.BOW** p. 224

**B.lux**

# Quadrat

by  
**Jorge Pensi**

**Decorative  
lighting**

Ceiling  
lamps

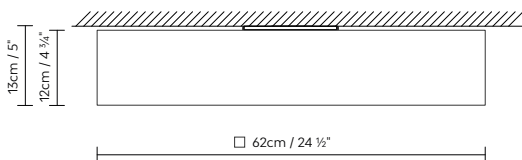
Square ceiling lamp, made from oak laminate. Available in three finishes: natural oak, wenge and matte white. Lower shade made from heat-shrunk film, and upper shade from polycarbonate.

Plafón de forma cuadrada, fabricado en madera natural laminada de roble. Disponible en tres acabados: roble natural, wengué y blanco mate. Difusor inferior de film termorretráctil y difusor superior de policarbonato.

Quadratische Deckenleuchte aus Eichen-Schichtpressholz. Erhältlich in drei Ausführungen: Eiche natur, Wengué-Furnier und matt Weiß. Unterer Diffusor aus wärmeschrumpfender Folie, oberer Diffuser aus Polykarbonat.



**QUADRAT C60x60**



○ White (matte)   ● Natural Oak   ● Wenge

661450   **QUADRAT C60x60 LED OAK**  
 661451   **QUADRAT C60x60 LED WHITE**  
 661455   **QUADRAT C60x60 LED WENGE**

LED 5 x 8W 6920lm  
 350mA 3000K CRI≥90 230V



**B.lux**

# R2

by  
**David Abad**

**Decorative  
lighting**

Ceiling  
lamps

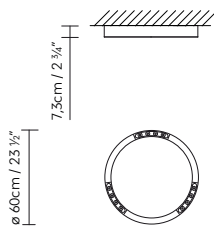
Aluminium ceiling lamp shaped like a circular ring. For its light source, it uses LED floodlight modules that provide uniform lighting. Finishes: matte white, matte bronze, matte black, natural oak wood or walnut. Available in three sizes. Dimmer.

Luminaria de techo de aluminio con forma de anillo circular. Como fuente de luz, emplea módulos de proyectores LED, que proporcionan una iluminación uniforme. Acabados: blanco mate, bronce mate, negro mate, madera natural de roble o nogal. Disponible en tres tamaños. Dimmer.

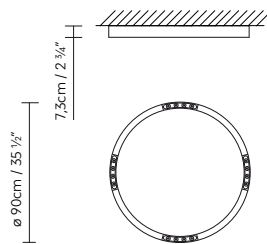
Deckenleuchte aus Aluminium in Ringform. Als Lichtquelle werden Module aus LED-Scheinwerfern eingesetzt, die für eine gleichmäßige Beleuchtung sorgen. Ausführungen: mattweiß, mattbronze, mattschwarz oder Natureiche. In drei Formaten erhältlich. Dimmer.



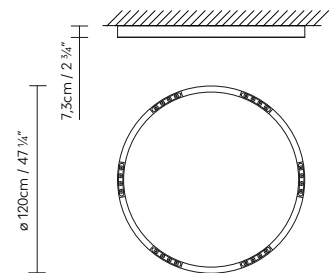
### R2 C60



### R2 C90



### R2 C120



○ White (matte)   ● Bronze (matte)   ● Black (matte)   ● Natural Oak   ● Natural Walnut

743410	<b>R2 C60</b> WHITE	LED 3 x 18W 7879lm 250mA 3000K CRI≥90 230V DIM PUSH / DALI
743411	<b>R2 C60</b> BRONZE	
743412	<b>R2 C60</b> BLACK	
743413	<b>R2 C60</b> OAK	
743414	<b>R2 C60</b> WALNUT	

743420	<b>R2 C90</b> WHITE	LED 4 x 18W 9755lm 250mA 3000K CRI≥90 230V DIM PUSH / DALI
743421	<b>R2 C90</b> BRONZE	
743422	<b>R2 C90</b> BLACK	
743423	<b>R2 C90</b> OAK	
743424	<b>R2 C90</b> WALNUT	

743430	<b>R2 C120</b> WHITE	LED 6 x 17W 13957lm 240mA 3000K CRI≥90 230V DIM PUSH / DALI
743431	<b>R2 C120</b> BRONZE	
743432	<b>R2 C120</b> BLACK	
743433	<b>R2 C120</b> OAK	
743434	<b>R2 C120</b> WALNUT	

**B.lux**

# Speers ARM

by  
**David Abad**

**Decorative  
lighting**

**Ceiling  
lamps**

Ceiling lamp with two metal arms that always come in textured matte black. These arms are combined with two sizes of articulated shades: L and S. The L shade is made in aluminum and available in solid textured matte white or black. The S shade is made in satin brass with a textured matte white finish on the outside, or in satin copper with a textured matte black finish on the outside. The Speers Arm C lamp is equipped with a high-luminance LED light source. It includes a glass lens that focuses the light and enhances its luminous efficiency.

Luminaria de techo compuesta por dos brazos fabricados en metal, que presentan siempre un acabado negro mate texturado. Estos brazos se combinan con dos formatos de pantallas articuladas: L y S. La pantalla L está fabricada en aluminio y está disponible en acabado monocolor blanco mate texturado o negro mate texturado. La pantalla S se fabrica en latón satinado con acabado exterior blanco mate texturado, y en cobre satinado con acabado exterior negro mate texturado. Speers Arm C tiene una fuente de luz LED de alta luminancia. Incluye una lente de vidrio que concentra la luz y aporta un mayor rendimiento lumínico.

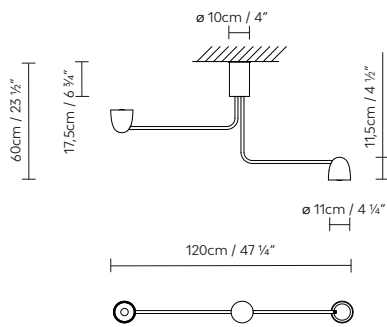
Decke- und Wandleuchte bestehend aus zwei aus Metall hergestellten Armen, die immer eine mattschwarze Strukturierung aufweisen. Diese Arme werden mit schwenkbaren Schirmen in zwei Formaten kombiniert: L und S. Der Schirm L ist aus Aluminium hergestellt und ist mit einer einfarbigen mattweißen oder mattschwarzen Strukturierung verfügbar. Der Schirm S ist aus satiniertem Messing hergestellt und hat auf der Außenseite eine mattweiße strukturierte Ausführung, oder er ist aus satiniertem Kupfer mit einer mattschwarzen strukturierten Ausführung auf der Außenseite. Speers Arm C hat eine LED-Lichtquelle mit hoher Leuchtkraft. Sie umfasst eine Glaslinse, die das Licht konzentriert und eine höhere Leuchtkraft ermöglicht.



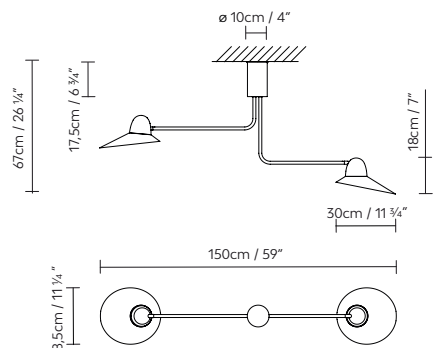




**SPEERS ARM C BODY + SHADE S**



**SPEERS ARM C BODY + SHADE L**



**SHADE S:** ○ ● White (matte) / Brass (satin)    ● ● Black (matte) / Copper (satin)

**SHADE L:** ○ White    ● Black

**BODY:** ● Black

757101 **SPEERS ARM SHADE S WHITE / BRASS +**  
 757102 **SPEERS ARM SHADE S BLACK / COPPER +**  
 757106 **SPEERS ARM SHADE L WHITE+**  
 757107 **SPEERS ARM SHADE L BLACK+**

LED 9W 1100lm 500mA 2700K CRI≥90 230V DIM PHASE CUT

757422 **SPEERS ARM C BODY BLACK+**



**B.lux**

# Tree Series

by  
**Werner Aisslinger**

**Decorative  
lighting**

Ceiling  
lamps

Ceiling lamp with an organic look and aluminium shade. Direct and reflected light. Available in textured monochromatic white or black matte finishes, and textured two-toned matte black and white, with a gold interior.

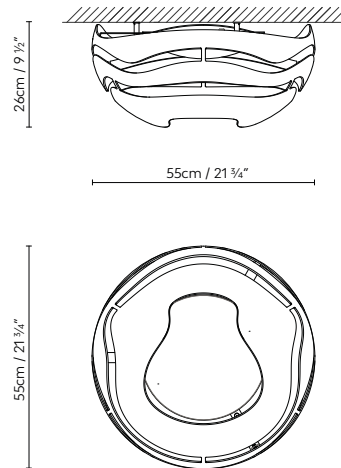
Plafón de estética orgánica, con pantalla de aluminio. Luz directa y reflejada. Disponible en acabados monocolor blanco o negro mate texturados, y bicolor blanco o negro mate texturados con interior oro.

Deckenleuchte mit organischer Ästhetik, Schirm aus Aluminium. Direktes Licht und Reflektor. Erhältlich in den Ausführungen einheitlich Weiß oder Schwarz matt bzw. zweifarbig Schwarz und Weiß, matt texturiert, innen Gold.





**TREE SERIES C50**



- |     |                               |     |                              |
|-----|-------------------------------|-----|------------------------------|
| ○ ○ | White (matte) / white (matte) | ○ ● | White (matte) / gold (matte) |
| ● ● | Black (matte) / black (matte) | ● ● | Black (matte) / gold (matte) |

- |        |  |
|--------|--|
| 701452 | <b>TREE SERIES C50</b> LED WHITE-WHITE |
| 701453 | <b>TREE SERIES C50</b> LED BLACK-BLACK |
| 701454 | <b>TREE SERIES C50</b> LED WHITE-GOLD  |
| 701455 | <b>TREE SERIES C50</b> LED BLACK-GOLD  |

LED 19,5W 2350lm 700mA 3000K CRI≥90 230V DIM PUSH/1-10V

**B.lux**

# Veroca

by  
**Miguel Ángel Ciganda**

**Decorative  
lighting**

**Ceiling  
lamps**

Ceiling lamp featuring a non-flammable textile diffuser, light-up body and four tension springs, with their respective supports. The textile diffuser can be machine washed and ironed without losing its features. The combination of various textile diffusers allows for multiple arrangements. Available in white or natural white. The Veroca comes in four sizes, all available with fluorescent or LED bulbs.

Luminaria de techo, compuesta por un difusor textil ignífugo, un cuerpo lumínico y cuatro muelles tensores, con sus respectivos soportes. El difusor textil puede lavarse a máquina y plancharse, sin perder sus características. La combinación de varios difusores textiles permite múltiples composiciones. Disponible en color blanco o crudo. Veroca se fabrica en cuatro tamaños, todos ellos disponibles con lámparas fluorescentes o LED.

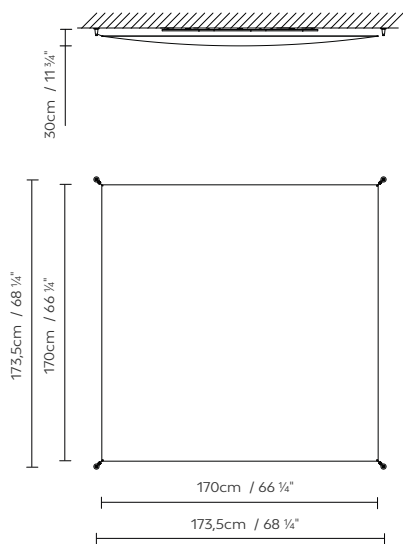
Deckenleuchte mit feuerfestem Textildiffusor, Leuchtenkörper und vier Spannfedern mit ihrer jeweiligen Halterung. Der Textildiffusor ist ohne Verlust seiner Eigenschaften in der Maschine waschbar und bügelfest. Die Kombination mehrerer Textildiffusoren eröffnet vielfältige Gestaltungsmöglichkeiten. Erhältlich in Weiß oder Leinen. Veroca wird in vier Größen hergestellt und alle Ausführungen sind mit Leuchtstofflampen oder LEDs erhältlich.



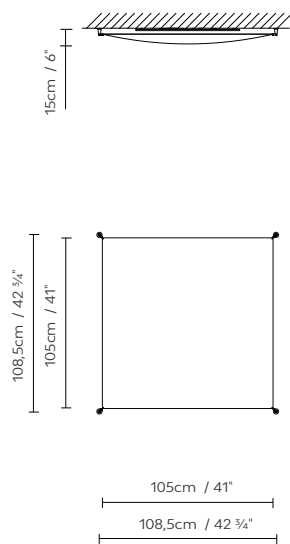
Veroca



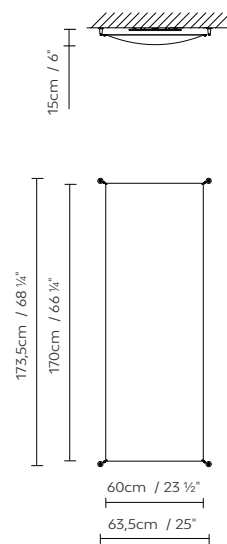
**VEROCA 1**



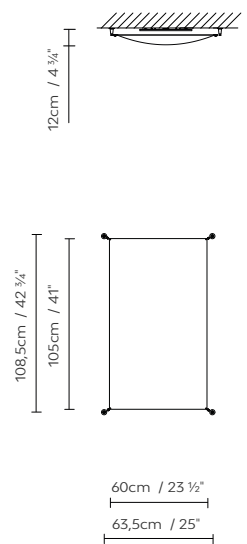
**VEROCA 2**



**VEROCA 3**



**VEROCA 4**





White



Natural white

818410	<b>VEROCA 1</b> CONVENTIONAL (G13) BODY +	Fluo. 6 x 36W (G13)
818410EE	<b>VEROCA 1</b> ELECTRONIC (2G11) BODY +	Fluo. 6 x 55W (2G11)
818415	<b>VEROCA 1</b> ELECTRONIC (G5) BODY +	Fluo. 6 x 28/54W (G5)
818410DD	<b>VEROCA 1</b> DIM (2G11) BODY +	Fluo. 6 x 55W (2G11) DIM PUSH / DALI
818415DD	<b>VEROCA 1</b> DIM 1-10V (G5) BODY +	Fluo. 6 x 28/54W (G5) DIM 1-10V
818416D	<b>VEROCA 1</b> LED DIM PUSH-DALI BODY +	LED 6 x 21W 21216lm 450mA 3000K CRI≥90 230V DIM PUSH / DALI
818417	<b>VEROCA 1</b> LED DIM PHASE CUT BODY+	LED 6 x 16W 15876lm 350mA 2700K CRI≥90 230V DIM PHASE CUT
818411	<b>VEROCA 1</b> SHADE WHITE	
818412	<b>VEROCA 1</b> SHADE NATURAL WHITE	
818420	<b>VEROCA 2</b> CONVENTIONAL (G13) BODY +	Fluo. 4 x 18W (G13)
818420EE	<b>VEROCA 2</b> ELECTRONIC (2G11) BODY +	Fluo. 4 x 36W (2G11)
818425	<b>VEROCA 2</b> ELECTRONIC (G5) BODY +	Fluo. 4 x 14/24W (G5)
818420DD	<b>VEROCA 2</b> DIM (2G11) BODY +	Fluo. 4 x 36W (2G11) DIM PUSH / DALI
818425DD	<b>VEROCA 2</b> DIM 1-10V (G5) BODY +	Fluo. 4 x 14/24W (G5) DIM 1-10V
818426D	<b>VEROCA 2</b> LED DIM PUSH-DALI BODY +	LED 4 x 10,25W 7072lm 450mA 3000K CRI≥90 230V DIM PUSH / DALI
818427	<b>VEROCA 2</b> LED DIM PHASE CUT BODY +	LED 4 x 8W 5292lm 350mA 2700K CRI≥90 230V DIM PHASE CUT
818421	<b>VEROCA 2</b> SHADE WHITE	-
818422	<b>VEROCA 2</b> SHADE NATURAL WHITE	-
818430	<b>VEROCA 3</b> CONVENTIONAL (G13) BODY +	Fluo. 2 x 36W (G13)
818435	<b>VEROCA 3</b> ELECTRONIC (G5) BODY +	Fluo. 2 x 28/54W (G5)
818435DD	<b>VEROCA 3</b> DIM 1-10V (G5) BODY +	Fluo. 2 x 28/54W (G5) DIM 1-10V
818436D	<b>VEROCA 3</b> LED DIM PUSH-DALI BODY +	LED 2 x 21W 7072lm 450mA 3000K CRI≥90 230V DIM PUSH / DALI
818437	<b>VEROCA 3</b> LED DIM PHASE CUT BODY+	LED 2 x 16W 5292lm 350mA 2700K CRI≥90 230V DIM PHASE CUT
818431	<b>VEROCA 3</b> SHADE WHITE	
818432	<b>VEROCA 3</b> SHADE NATURAL WHITE	
818440	<b>VEROCA 4</b> CONVENTIONAL (G13) BODY +	Fluo. 2 x 18W (G13)
818445	<b>VEROCA 4</b> ELECTRONIC (G5) BODY +	Fluo. 2 x 14/24W (G5)
818445DD	<b>VEROCA 4</b> DIM 1-10V (G5) BODY +	Fluo. 2 x 14/24W (G5) DIM 1-10V
818446D	<b>VEROCA 4</b> LED DIM PUSH-DALI BODY +	LED 2 x 10,5W 3536lm 450mA 3000K CRI≥90 230V DIM PUSH / DALI
818447	<b>VEROCA 4</b> LED DIM PHASE CUT BODY+	LED 2 x 8W 2646lm 350mA 2700K CRI≥90 230V DIM PHASE CUT
818441	<b>VEROCA 4</b> SHADE WHITE	
818442	<b>VEROCA 4</b> SHADE NATURAL WHITE	





Wall  
lamps



**B.lux**

# A3-A4

by  
**Stone Designs**

**Decorative  
lighting**


Wall  
lamps

Wall lamp with a polycarbonate diffuser, crafted in aluminium. Indirect, 360° perimeter light. Available in textured matte white, textured matte black or oak veneer options.

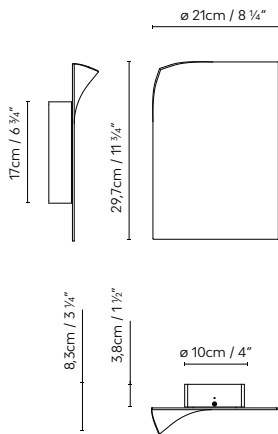
Apliques de luz con difusor de policarbonato, fabricado en aluminio. Luz perimetral indirecta de 360°. Disponible en acabados blanco mate texturado, negro mate texturado o laminado de madera de roble natural.

Wandleuchte aus Aluminium mit Polykarbonat-Diffusor. Indirekte 360-Grad-Ausleuchtung. Verfügbar in matt Weiß mit Textur, Schwarz matt mit Textur oder Naturholzlaminat.






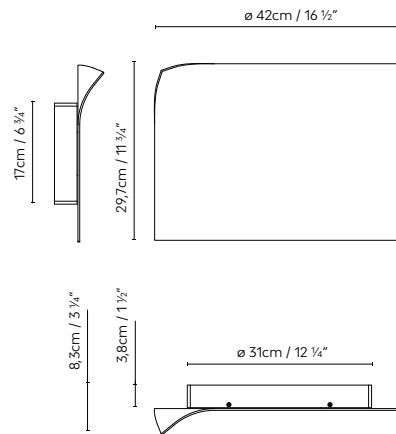
#### A4 L




#### A4 R



#### A3 L



#### A3 R



Natural Oak
  White (matte)
  Black (matte)

<p>731160 731161 731162 731150 731151 731152</p>	<p><b>A4 (L)</b> OAK <b>A4 (L)</b> WHITE <b>A4 (L)</b> BLACK <b>A4 (R)</b> OAK <b>A4 (R)</b> WHITE <b>A4 (R)</b> BLACK</p>	<p>LED 8W 1280lm 350mA 3000K CRI≥90 110-230V</p>
--	--	--

<p>731110 731111 731112 731100 731101 731102</p>	<p><b>A3 (L)</b> OAK <b>A3 (L)</b> WHITE <b>A3 (L)</b> BLACK <b>A3 (R)</b> OAK <b>A3 (R)</b> WHITE <b>A3 (R)</b> BLACK</p>	<p>LED 12W 1920lm 350mA 3000K CRI≥90 110-230V</p>
--	--	---

**B.lux**

# Blux System

**Decorative  
lighting**

Wall  
lamps

Designed  
in 1979

Articulated wall lamp designed in the late 70s in the style of the English school. The simplicity of its forms is reflected in its friction swivel joints and aluminum shade. Finishes: matte black, matte red or matte beige, and the inside of the shade in satin white. Also available with brass and copper shades that combine with the body of the lamp in black.

Luminaria de pared articulada diseñada a finales de los años 70, siguiendo el estilo de la escuela inglesa. La sencillez de sus formas queda reflejada en sus articulaciones de fricción, y en su pantalla de aluminio. Acabados: negro mate, rojo mate o beige mate, todos ellos con el interior de la pantalla en blanco satinado. También disponible con pantallas en acabado latón y cobre, que se combinan con el cuerpo de la luminaria en negro.

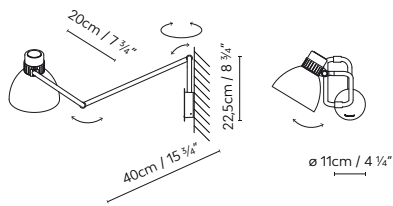
Wandleuchte mit verstellbaren Gelenken, Design Ende der 70er Jahre im Stil der englischen Schule. Die schlichten Formen spiegeln sich in den Friktionsgelenken und in ihrem Schirm aus Aluminium wider. Ausführungen: mattschwarz, mattrot und mattbeige, alle mit einem satiniertem Weiß auf der Innenseite des Schirms. Auch verfügbar mit Schirmen in einer messing- oder kupferfarbenen Ausführung, die mit einem Leuchtkörper in Schwarz kombiniert werden.



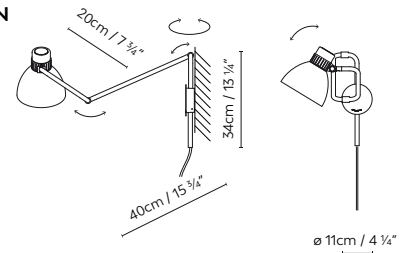
# Blux System



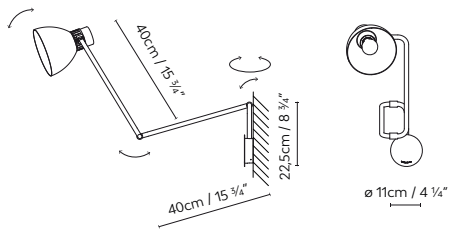
**BLUX SYSTEM W20**



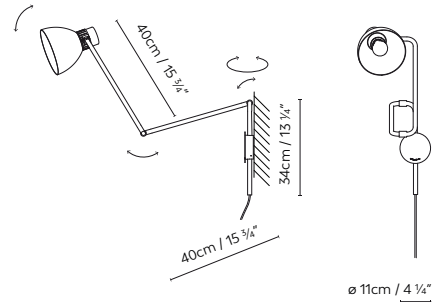
**BLUX SYSTEM W20 PLUG-IN**



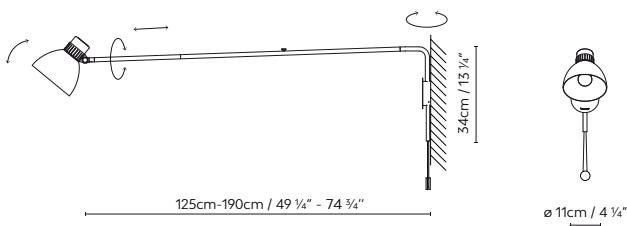
**BLUX SYSTEM W40**



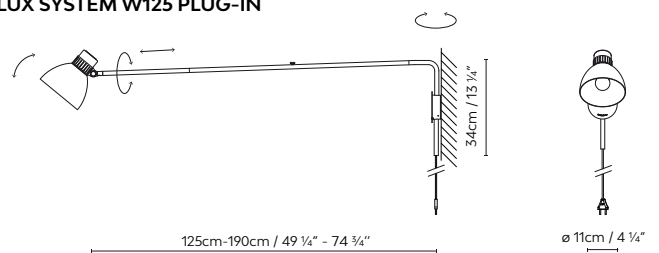
**BLUX SYSTEM W40 PLUG-IN**



**BLUX SYSTEM W125**

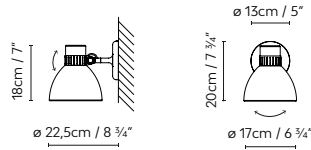


**BLUX SYSTEM W125 PLUG-IN**





## BLUX SYSTEM W



Black (matte)
  Red (matte)
  Beige (matte)
 
 Brass (matte) /Black (matte)
 
 Copper (matte) /Black (matte)

736170	<b>BLUX SYSTEM W BLACK</b>	
736171	<b>BLUX SYSTEM W RED</b>	
736172	<b>BLUX SYSTEM W BEIGE</b>	LED 10W (E27) / Fluo. max. 11W (E27)
736173	<b>BLUX SYSTEM W BRASS</b>	
736174	<b>BLUX SYSTEM W COPPER</b>	
736100	<b>BLUX SYSTEM W20 BLACK</b>	
736101	<b>BLUX SYSTEM W20 RED</b>	
736102	<b>BLUX SYSTEM W20 BEIGE</b>	LED 10W (E27) / Fluo. max. 11W (E27)
736103	<b>BLUX SYSTEM W20 BRASS</b>	
736104	<b>BLUX SYSTEM W20 COPPER</b>	
736105	<b>BLUX SYSTEM W20 PLUG-IN BLACK</b>	
736106	<b>BLUX SYSTEM W20 PLUG-IN RED</b>	
736107	<b>BLUX SYSTEM W20 PLUG-IN BEIGE</b>	LED 10W (E27) / Fluo. max. 11W (E27)
736108	<b>BLUX SYSTEM W20 PLUG-IN BRASS</b>	
736109	<b>BLUX SYSTEM W20 PLUG-IN COPPER</b>	

736120	<b>BLUX SYSTEM W40 BLACK</b>	
736121	<b>BLUX SYSTEM W40 RED</b>	
736122	<b>BLUX SYSTEM W40 BEIGE</b>	LED 10W (E27) / Fluo. max. 11W (E27)
736123	<b>BLUX SYSTEM W40 BRASS</b>	
736124	<b>BLUX SYSTEM W40 COPPER</b>	
736125	<b>BLUX SYSTEM W40 PLUG-IN BLACK</b>	
736126	<b>BLUX SYSTEM W40 PLUG-IN RED</b>	
736127	<b>BLUX SYSTEM W40 PLUG-IN BEIGE</b>	LED 10W (E27) / Fluo. max. 11W (E27)
736128	<b>BLUX SYSTEM W40 PLUG-IN BRASS</b>	
736129	<b>BLUX SYSTEM W40 PLUG-IN COPPER</b>	
736150	<b>BLUX SYSTEM W125 BLACK</b>	
736151	<b>BLUX SYSTEM W125 RED</b>	
736152	<b>BLUX SYSTEM W125 BEIGE</b>	LED 10W (E27) / Fluo. max. 11W (E27)
736153	<b>BLUX SYSTEM W125 BRASS</b>	
736154	<b>BLUX SYSTEM W125 COPPER</b>	
736155	<b>BLUX SYSTEM W125 PLUG-IN BLACK</b>	
736156	<b>BLUX SYSTEM W125 PLUG-IN RED</b>	
736157	<b>BLUX SYSTEM W125 PLUG-IN BEIGE</b>	LED 10W (E27) / Fluo. max. 11W (E27)
736158	<b>BLUX SYSTEM W125 PLUG-IN BRASS</b>	
736159	<b>BLUX SYSTEM W125 PLUG-IN COPPER</b>	

**B.lux**

# Bowee

by  
**Werner Aisslinger**

**Decorative  
lighting**

Wall  
lamps

LED wall lamp made with half-sphere shades. Available with either one shade (W1 left and W1 right), both with a switch, or two shades (W2). On all these lamps, the light source can be adjusted on its horizontal axis and gives direct and diffused light. Available in metallic English bronze, matte turquoise and matte beige.

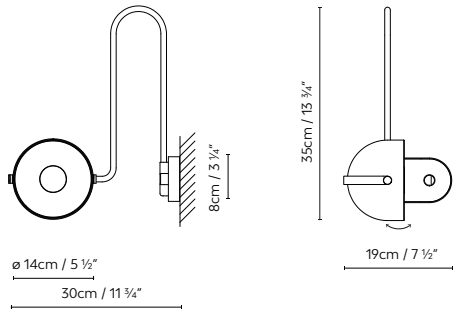
Luminaria LED de pared formada por pantallas de forma semiesférica. Está disponible con una única pantalla (W1 left y W1 right), ambos con interruptor, y también con doble pantalla (W2). En todas ellas, la fuente de luz es orientable en su eje horizontal, y emite luz directa y difusa. Disponible en acabado bronce inglés metalizado, turquesa mate, y beige mate.

LED-Wandleuchte bestehend aus halbkugelförmigen Schirmen. Sie ist verfügbar mit einem einzigen Schirm (W1 left und W1 right), beide mit Schalter, und auch mit zwei Schirmen (W2). Bei allen kann die Lichtquelle auf ihrer horizontalen Ebene ausgerichtet werden und gibt direktes oder Streulicht aus. Verfügbar in einer metallic English Bronze, matt türkisfarbenen und matt beigefarbenen Ausführung.

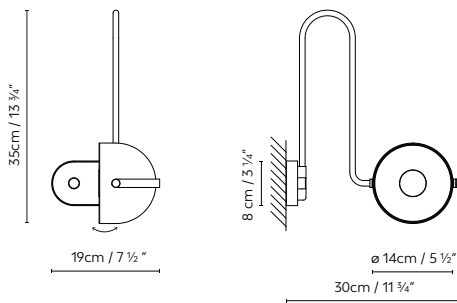




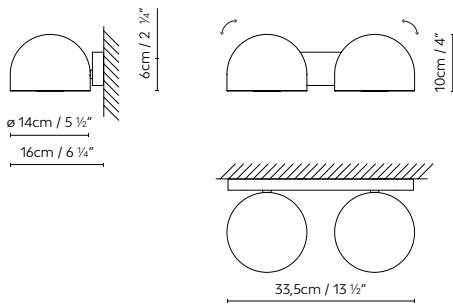
**BOWEE W1 LEFT**



**BOWEE W1 RIGHT**



**BOWEE W2**



● Beige (matte) ● Clear turquoise (matte) ● Metallic English bronze

758100 **BOWEE W1 LEFT** BEIGE  
 758101 **BOWEE W1 LEFT** CLEAR TURQUOISE  
 758102 **BOWEE W1 LEFT** METALLIC ENGLISH BRONZE

LED 6,4W 760lm 350mA 3000K CRI≥90

758110 **BOWEE W1 RIGHT** BEIGE  
 758111 **BOWEE W1 RIGHT** CLEAR TURQUOISE  
 758112 **BOWEE W1 RIGHT** METALLIC ENGLISH BRONZE

LED 6,4W 760lm 350mA 3000K CRI≥90

758120 **BOWEE W2** BEIGE  
 758121 **BOWEE W2** CLEAR TURQUOISE  
 758122 **BOWEE W2** METALLIC ENGLISH BRONZE

LED 2x6,4W 1520lm 350mA 3000K CRI≥90

**B.lux**

# C\_Ball

by  
**Stone Designs**

**Decorative  
lighting**

Wall  
lamps

Decorative wall lamp consisting of an opal glass sphere and metal components finished in satin brass or matte black. Available in two versions: diffused light (1L), or diffused light and adjustable beam for reading (2L).

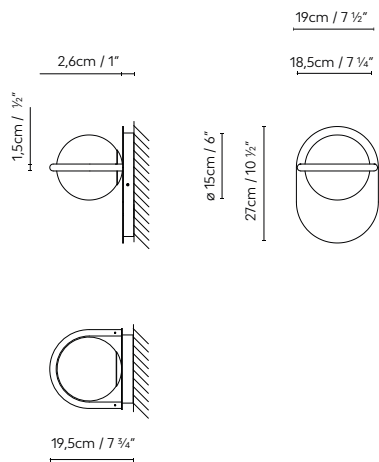
Aplique decorativo formado por una esfera de vidrio opal y partes metálicas acabadas en latón satinado, o en negro mate. Disponible en dos versiones: iluminación ambiental (1L), o iluminación ambiental más puntual para lectura (2L).

Dekorative Wandleuchte mit einer Opalglaskugel und Metallteilen in den Ausführungen Blech satiniert oder Schwarz lackiert. Verfügbar in zwei Versionen: Indirekte Beleuchtung (1L), oder Indirekte Beleuchtung und Leselampe (2L).

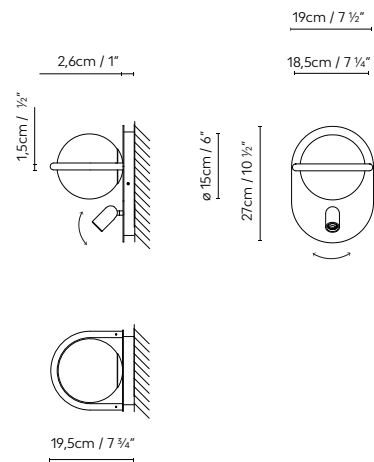




**C\_BALL W1L**



**C\_BALL W2L**



● Brass (satin)    ● Black (matte)

748410 **C\_BALL W (1L) BRASS** LED 6W (E14) / Fluo. max. 12W (E14)  
 748415 **C\_BALL W (1L) BLACK**

748420 **C\_BALL W (2L) BRASS** LED 6W (E14) / Fluo. max. 12W (E14) + LED 4,5W 546lm 250mA 3000K CRI≥90  
 748425 **C\_BALL W (2L) BLACK**

**B.lux**

# Cone Light

by  
**Werner Aisslinger**

**Decorative  
lighting**

Wall  
lamps

Vitrified translucent porcelain wall lamp. Available in texturized matte white, with brass fittings. A soft glow around it, and direct light below.

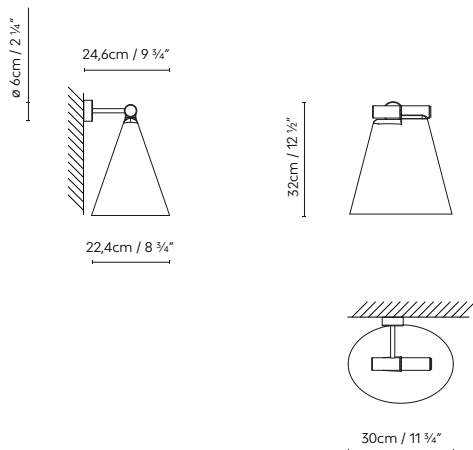
Aplique de porcelana traslúcida vitrificada. Disponible en acabado blanco mate texturado, con herrajes de latón. Luz tenue en su entorno, y luz directa inferior.

Wandleuchte aus lichtdurchlässiger, glasierter Porzellan. Erhältlich in Weiß matt texturiert mit Messingbeschlägen. Gedämpfte Ausleuchtung der Umgebung, direktes Licht nach unten.



## CONE LIGHT W

○ ● White (matte) / Brass



739111 **CONE LIGHT W** LED 15W (E27) / Fluo. max. 30W (E27)



**B.lux**

# Dolce

by  
**Miguel Ángel Ciganda**

**Decorative  
lighting**

Wall  
lamps

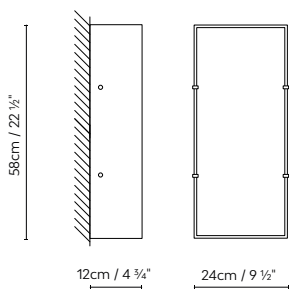
LED wall lamps with natural white fabric shade. Available in three sizes.

Apliques LED con difusor de tela en color crudo. Disponible en tres tamaños.

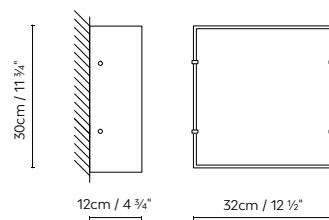
LED wandleuchte mit leinenfarbenem Textildiffusor. Verfügbar in drei Größen.



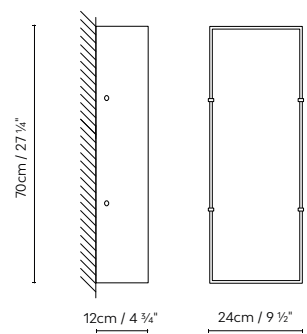
**DOLCE W1**



**DOLCE W2**



**DOLCE W3**



● Natural white

821111	<b>DOLCE W1</b> LED	LED 15,3W 2652lm 450mA 3000K CRI≥90 230V
821112	<b>DOLCE W2</b> LED	LED 3 x 4W 2076lm 350mA 3000K CRI≥90 110-230V
821113	<b>DOLCE W3</b> LED	LED 3 x 10,25W 5300lm 450mA 3000K CRI≥90 230V



**B.lux**

# Eliana

by  
**Manel Ybargüengoitia**

**Decorative  
lighting**

Wall  
lamps

LED metallic structure wall light,  
available in two finishes: textured  
matte white or matte grey.

Aplique LED de estructura metálica,  
disponible en dos acabados: blanco  
mate texturado, o gris mate.

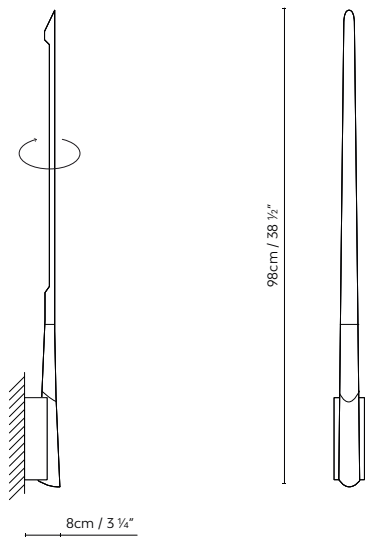
LED wandleuchte mit Metallstruktur, in  
zwei Ausführungen erhältlich: Weiß  
matt mit Textur oder Mattgrau.



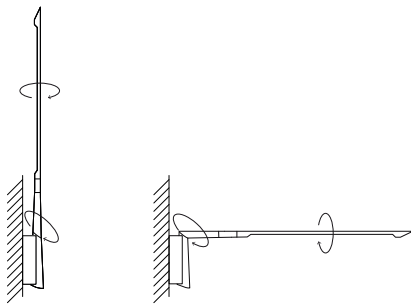


---

## ELIANA W2

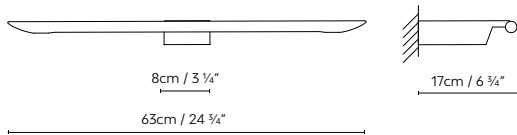


8cm / 3 1/4"



---

## ELIANA W PICTURE



---

○ White (matte) ● Grey (matte)

---

---

615111 **ELIANA W2** LED WHITE  
615112 **ELIANA W2** LED GREY  
615121 **ELIANA W PICTURE** LED WHITE  
615122 **ELIANA W PICTURE** LED GREY

---

LED 7,35W 1000lm 350mA 3000K CRI≥90 110-230V



**B.lux**

# Misko

by  
**Stone Designs**

**Decorative  
lighting**

Wall  
lamps

Japanese-style wall lamp. Made with a disc that holds a source of light (E27). This disc can come in natural walnut or painted in matte black and supports the textured blow-glass diffuser with an opal matte white finish.

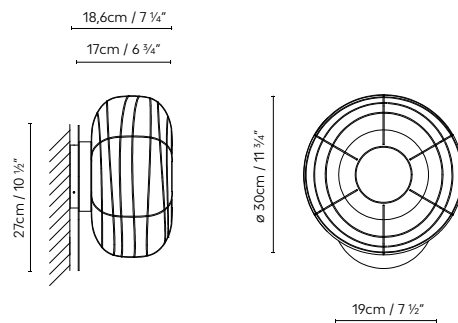
Luminaria de pared de inspiración japonesa. Se crea a partir de un disco que alberga una fuente de luz (E27). Este disco está disponible en acabado de madera natural de nogal o pintado en negro mate, y da soporte al difusor de vidrio soplado texturado, que presenta un acabado blanco mate opal.

Wandleuchte, inspiriert in Japan. Sie wird ausgehend von einer Scheibe entwickelt, auf der sich eine Leuchtquelle befindet (E27). Diese Scheibe ist verfügbar in einer Ausführung aus naturbelassenem Nussbaumholz oder mattschwarz gestrichen. Sie dient als Halterung für den Diffusor aus geblasenem strukturiertem Glas, der ein mattes, opalweißes Finish aufweist.





**MISKO C/W15**



● Black (matte)    ● Natural Walnut

756403  
756405

**MISKO C/W15 WALNUT**  
**MISKO C/W15 BLACK**

LED 10W (E27) / Fluo. max. 11W (E27)



**B.lux**

# Nora

**Decorative  
lighting**

Wall  
lamps

Surface or recessed wall lamp, made out of stainless steel satin finish and a polycarbonate diffuser. Multiple pictograms may be incorporated. Mounting with plaster kit or concrete box.

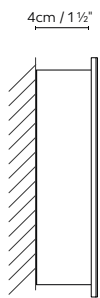
Aplique de superficie o empotrado, realizado en acero inoxidable satinado y difusor de policarbonato. Permite incorporar múltiples pictogramas. Colocación con plaster kit o concrete box.

Wandleuchte auf der Oberfläche oder unter Putz aus Inox-Stahl satiniert, mit Diffusor aus Polycarbonat. Bietet die Möglichkeit, Piktogramme einzufügen. Anbringung mit Plaster kit oder Concrete box.

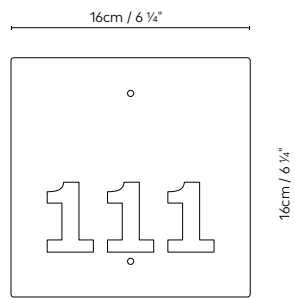




**NORA SURFACE**



**NORA RECESSED**



● Stainless steel (satin)

829130 **NORA SURFACE LED**  
829131 **NORA RECESSED LED**

LED 3,3W 540lm 150mA 3000K CRI≥90 230V

829122 **NORA RECESSED ACCESSORY: PLASTER KIT** (optional)



**B.lux**

# Petite

by  
**Miguel Herranz**

**Decorative  
lighting**

Wall  
lamps

Articulated wall lamp made up of a metallic structure and bracket, crafted in extruded aluminium. Available with an aluminium and polycarbonate or a natural white textile shade. Finishes: matte grey, anodised shiny silver or matte white. Made in two sizes.

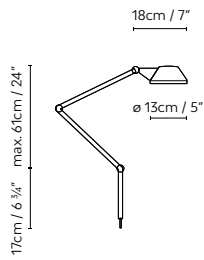
Aplique articulado, compuesto por estructura metálica y soporte, fabricado en aluminio extruado. Disponible con pantalla de aluminio y policarbonato, o con pantalla textil acabado crudo. Acabados: gris mate, anodizado plata brillo, o blanco mate. Se fabrica en dos tamaños.

Wandleuchte mit Gelenkarm, bestehend aus Leuchtenstruktur und Halterung, hergestellt aus extrudiertem Aluminium. Verfügbar mit Reflektorkopf aus Aluminium und Polykarbonat oder mit leinenfarbenem Textilschirm. Ausführungen: matt-grau, anodisiert-glänzend Silver oder matt-weiß. Wird in zwei Größen hergestellt.

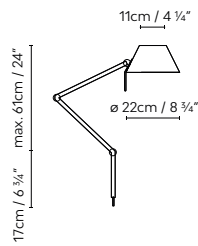




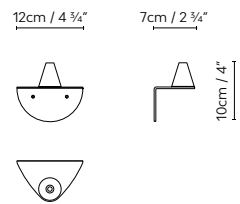
**PETITE W21**



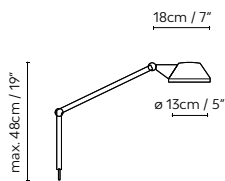
**PETITE W22**



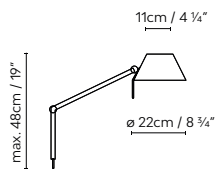
**PETITE BRACKET D (PLUG-IN)**



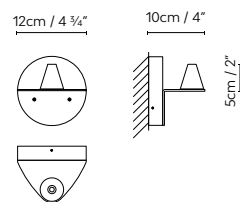
**PETITE W11**



**PETITE W12**



**PETITE BRACKET E**



● Grey (matte)    ○ White (matte)    ● Silver (shiny)

637210	<b>PETITE 21</b> GREY +	
637211	<b>PETITE 21</b> WHITE +	LED 6W (E14)
637212	<b>PETITE 21</b> SILVER +	
637220	<b>PETITE 22</b> GREY +	
637221	<b>PETITE 22</b> WHITE +	LED 10W (E27)
637222	<b>PETITE 22</b> SILVER +	
637110	<b>PETITE 11</b> GREY +	
637111	<b>PETITE 11</b> WHITE +	LED 6W (E14)
637112	<b>PETITE 11</b> SILVER +	

637120	<b>PETITE 12</b> GREY +	
637121	<b>PETITE 12</b> WHITE +	LED 10W (E27)
637122	<b>PETITE 12</b> SILVER +	
637960	<b>PETITE BRACKET D</b> GREY	
637961	<b>PETITE BRACKET D</b> WHITE	
637962	<b>PETITE BRACKET D</b> SILVER	
637970	<b>PETITE BRACKET E</b> GREY	
637971	<b>PETITE BRACKET E</b> WHITE	
637972	<b>PETITE BRACKET E</b> SILVER	

**B.lux**

# Q. Bo

by  
**Carlos Serra**

**Decorative  
lighting**

Wall  
lamps

Wall or ceiling LED lamp with an opal white polycarbonate diffuser and aluminium base painted in matte white.

Aplique o plafón LED con difusor de policarbonato blanco opal y base de aluminio pintada en blanco mate.

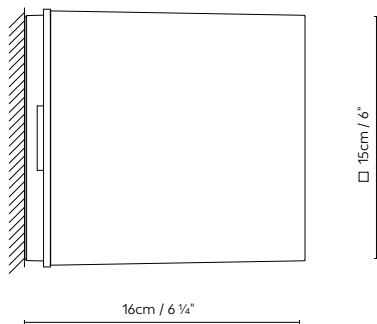
LED Wand- oder Deckenleuchte mit opal Polykarbonat-Diffusor und Fuß aus lackiertem Aluminium in Weiß matt.





---

**Q.BO C/W**



---

White (matte)

---

---

820115 **Q.BO C/W** LED WHITE LED 8,7W 650lm 2700K CRI≥90 230V

---



**B.lux**

# Speers

by  
**David Abad**


**Decorative  
lighting**

**Wall  
lamps**

Dual-light wall lamp (2L) with an ambient indirect light (touch-dim) and an adjustable direct light (touch on-off). Also available with a single direct source of light (1L). The light source is a high-luminance LED, which features a glass lens to focus the light and improve performance. Available in two finishes: textured white matte outer finish with a satin brass interior, and textured black matte exterior with satin copper interior.

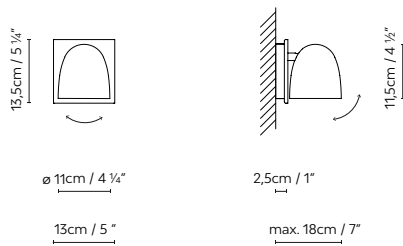
Aplique de doble encendido (2L), con luz ambiental indirecta (touch-dim) y luz directa orientable (touch on-off). Disponible también con una única fuente de luz directa (1L). La fuente de luz es un LED de alta luminancia, que incluye una lente de vidrio que concentra la luz y aporta un mayor rendimiento lumínico. Está disponible en dos acabados: acabado exterior blanco mate texturado con interior en latón satinado, y exterior negro mate texturado con interior en cobre satinado.

Wandleuchte mit zwei getrennt schaltbaren Phasen (2L) für indirekte Raumausleuchtung (touch-dim) und eine ausrichtbare Punktleuchte (touch on-off). Auch mit einer einzigen Lichtquelle für direkte Beleuchtung (1L) lieferbar. Als Lichtquelle kommen leuchtstarke LEDs zum Einsatz, Glaslinsen bündeln das Licht und erhöhen die Beleuchtungseffizienz. In zwei Ausführungen lieferbar: außen Weiß matt texturiert und innen satiniertes Blech sowie außen Schwarz matt texturiert und innen satiniertes Kupfer.

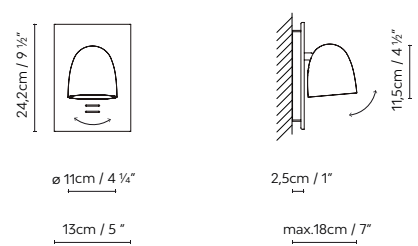




**SPEERS W (1L)**



**SPEERS W (2L)**



White (matte) / brass (satin)
     
 

 Black (matte) / copper (satin)

729116 **SPEERS W (1L) WHITE-BRASS** LED 9W 1100lm 500mA 2700K CRI≥90 110-230V TOUCH-DIM  
 729112 **SPEERS W (1L) BLACK-COPPER**

729106 **SPEERS W (2L) WHITE-BRASS** LED 9W 1100lm 500mA 2700K CRI≥90 110-230V +  
 729102 **SPEERS W (2L) BLACK-COPPER** + LED 9,8W 12V 920lm 3000K CRI≥90 230V TOUCH-DIM



# Speers Arm

by  
**David Abad**

**Decorative  
lighting**

Wall  
lamps

Wall lamp available in two models: the individual one has one arm (W1) and the double one has two arms (W2). The arms are made in metal and always have a textured black finish. These arms are combined with two sizes of articulated shades: L and S. The L shade is made in aluminum and available in solid textured matte white or black. The S shade is made in satin brass with a textured matte white finish on the outside, or in satin copper with a textured matte black finish on the outside. The Speers Arm W lamp is equipped with a high-luminance LED light source. It includes a glass lens that focuses the light and enhances its luminous efficiency.

Aplique de pared disponible en dos versiones: el individual está formado por un brazo (W1), mientras que el doble está formado por dos brazos (W2). Ambas articulaciones están fabricadas en metal y presentan siempre un acabado negro texturado. Estos brazos se combinan con dos formatos de pantallas articuladas: L y S. La pantalla L está fabricada en aluminio y está disponible en acabado monocolor blanco mate texturado o negro mate texturado. La pantalla S se fabrica en latón satinado con acabado exterior blanco mate texturado, y en cobre satinado con acabado exterior negro mate texturado. Speers Arm W tiene una fuente de luz LED de alta luminancia. Incluye una lente de vidrio que concentra la luz y aporta un mayor rendimiento lumínico.

Wandleuchte, in zwei Versionen verfügbar: die einfache besteht aus einem Arm (W1), während die doppelte über zwei Arme verfügt (W2). Beide Optionen sind aus Metall hergestellt und weisen immer eine mattschwarze Strukturierung auf. Diese Arme werden mit schwenkbaren Schirmen in zwei Formaten kombiniert: L und S. Der Schirm L ist aus Aluminium hergestellt und ist mit einer einfarbigen mattweißen oder mattschwarzen Strukturierung verfügbar. Der Schirm S ist aus satiniertem Messing hergestellt und hat auf der Außenseite eine mattweiße strukturierte Ausführung, oder er ist aus satiniertem Kupfer mit einer mattschwarzen strukturierten Ausführung auf der Außenseite. Speers Arm W hat eine LED-Lichtquelle mit hoher Leuchtkraft. Sie umfasst eine Glaslinse, die das Licht konzentriert und eine höhere Leuchtkraft ermöglicht.

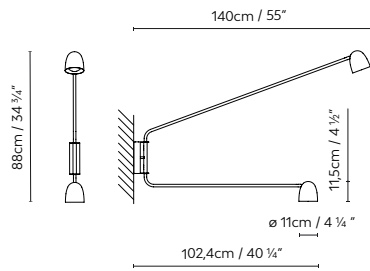


Speers Arm

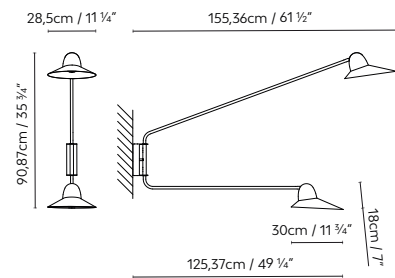




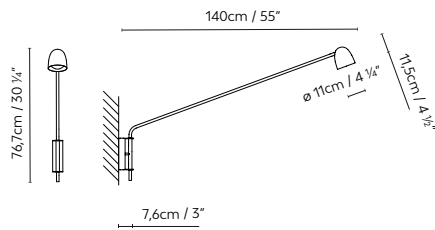
**SPEERS ARM W BODY 2 + SHADE S**



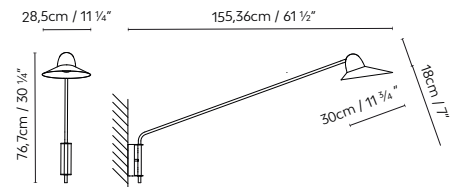
**SPEERS ARM W BODY 2 + SHADE L**



**SPEERS ARM W BODY 1 + SHADE S**



**SPEERS ARM W BODY 1 + SHADE L**



**SHADE S:** ○ ● White (matte) / Brass (satin)    ● ● Black (matte) / Copper (satin)

**SHADE L:** ○ White    ● Black

**BODY:** ● Black

757101 **SPEERS ARM SHADE S WHITE / BRASS +**  
 757102 **SPEERS ARM SHADE S BLACK / COPPER +**  
 757106 **SPEERS ARM SHADE L WHITE+**  
 757107 **SPEERS ARM SHADE L BLACK+**

LED 9W 1100lm 500mA 2700K CRI≥90 110-230V DIM PHASE CUT

757112 **SPEERS ARM W BODY 1 BLACK+**  
 757122 **SPEERS ARM W BODY 2 BLACK+**







System  
lamps

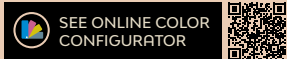


# Aspen

by  
**Werner Aisslinger**

**Decorative  
lighting**

System  
lamps



Linear suspension system that allows combining the shades on the Aspen lamps (Aspen SH E27 / LED). Consists of a tubular structure available in three lengths that allows installing the shades at different distances. Structure painted in a matte black finish. The Aspen aluminium shades are available in these finishes: *grey, snow, lemon, mango, clear turquoise, aqua, merlot, rose, sea, river, limestone and brass.*

Sistema lineal de suspensión que permite combinar las pantallas de las luminarias Aspen (Aspen SH E27 / LED). Está formado por una estructura tubular disponible en tres longitudes, que permite instalar las pantallas a diferentes distancias. Estructura pintada en acabado negro mate. Las pantallas de aluminio de Aspen están disponibles en estos acabados: *grey, snow, lemon, mango, clear turquoise, aqua, merlot, river, sea, rose, limestone y latón.*

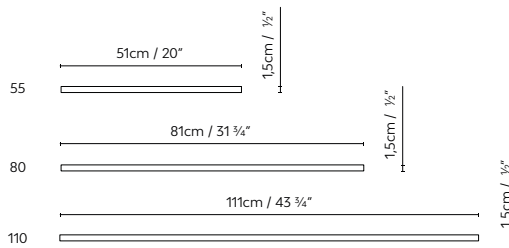
Mit dem linearen Hängeleuchtensystem lassen sich die verschiedenen Schirme der Leuchtenkollektion Aspen miteinander kombinieren, die sowohl aus lackiertem Aluminium (Aspen SH E27 / LED). Das System besteht aus einem Röhrensystem, das in drei Längen erhältlich ist. So lassen sich die Leuchten in verschiedenen Abständen installieren. Die Struktur ist matt-schwarz lackiert. Die Aluminiumschirme der Kollektion Aspen sind in folgenden Farben erhältlich: *Grey, Snow, Lemon, Mango, clear Turquoise, Aqua, Merlot, Rose, Sea, River, Limestone und Messing.*



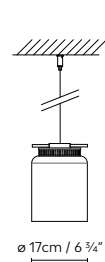
Aspen



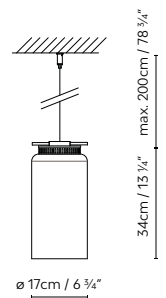
ASPEN SH CONNECTION



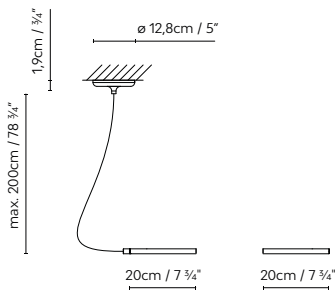
ASPEN SH A



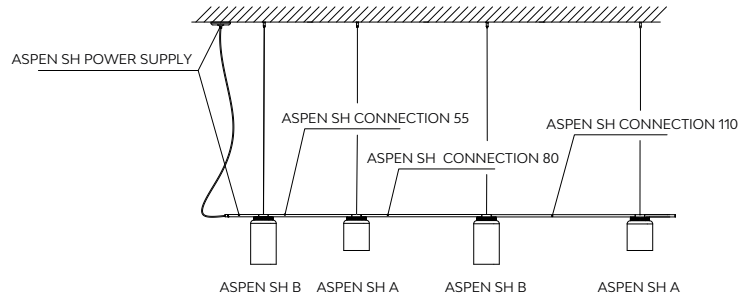
ASPEN SH B



ASPEN SH POWER SUPPLY



ASPEN SH INSTALATION EXAMPLE



- SHADE:**
- Grey (matte)
  - Mango (matte)
  - Merlot (matte)
  - Rose (matte)
  - Snow (matte)
  - Clear turquoise (matte)
  - River (matte)
  - Limestone (matte)
  - Lemon (matte)
  - Aqua (matte)
  - Sea (matte)
  - Brass (matte)
- RING:**
- Black (matte)

750300	<b>ASPEN SH A</b> LED	LED 16,6W 1350lm 2700K CRI≥90 230V DIM PHASE-CUT
750301	<b>ASPEN SH B</b> LED	
750302	<b>ASPEN SH A</b> E27	LED 15W (E27) / Fluo. max. 30W (E27)
750303	<b>ASPEN SH B</b> E27	
750320	<b>ASPEN SH POWER SUPPLY</b>	
750330	<b>ASPEN SH CONNECTION 55</b>	
750340	<b>ASPEN SH CONNECTION 80</b>	
750350	<b>ASPEN SH CONNECTION 110</b>	

**B.lux**

# C\_Ball System

by  
**Stone Designs**

**Decorative  
lighting**

System  
lamps

Lighting system that allows adapting the lighting to the spaces by using different wall or ceiling accessories. It is a tubular system to which lighted blown-glass spheres in an opal white finish, from the C\_Ball decorative lamp collection, are attached. Its metal parts are available in a matte black finish.

Sistema de iluminación que permite adecuar la iluminación a los espacios, empleando diferentes accesorios de pared o techo. Se trata de un sistema tubular sobre el que se colocan las esferas luminosas de vidrio soplado blanco opal características de la colección de luminarias decorativas C\_Ball. Sus partes metálicas están disponibles en acabado negro mate.

Das Leuchtensystem ermöglicht die Abstimmung der Beleuchtung auf den Raum. Dazu dient verschiedenes Zubehör für Wand oder Decke. Es handelt sich um ein Röhrensystem, auf das die Kugelschirme aus geblasenem Opalglas montiert werden, die für die dekorative Leuchtenkollektion C\_Ball so charakteristisch sind. Die Oberfläche der Metallteile ist matt-schwarz.

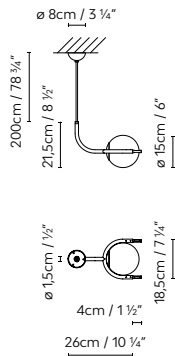


C\_Ball System

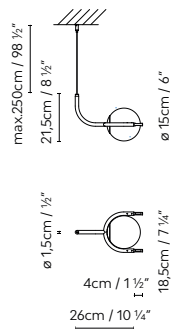




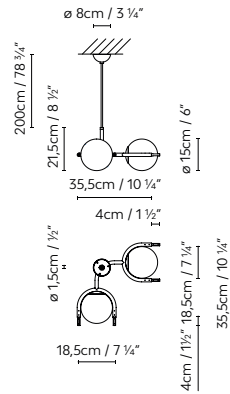
**C\_BALL S CURRENT SUPPLY**



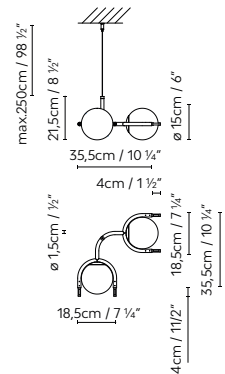
**C\_BALL S SINGLE SUSPENSION**



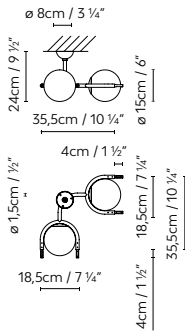
**C\_BALL SYSTEM S 90°H CURRENT SUPPLY**



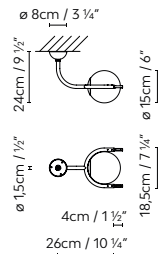
**C\_BALL SYSTEM S 90°H SINGLE SUSPENSION**



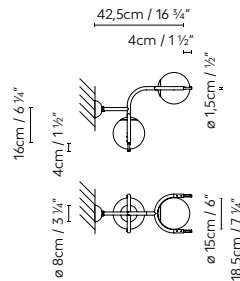
**C\_BALL SYSTEM C/W 90°H CURRENT SUPPLY**



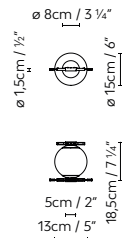
**C\_BALL SYSTEM C/W CURRENT SUPPLY**



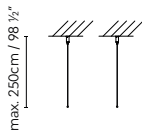
**C\_BALL SYSTEM C/W 90°V CURRENT SUPPLY**



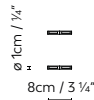
**C\_BALL SYSTEM LIGHT MODULE**



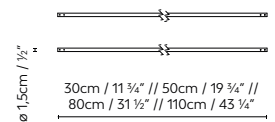
**C\_BALL SYSTEM SUSPENSION CABLE**



**C\_BALL SYSTEM LINEAR UNION JOIN**



**C\_BALL SYST. LINEAR UNION 30/50/80/110**



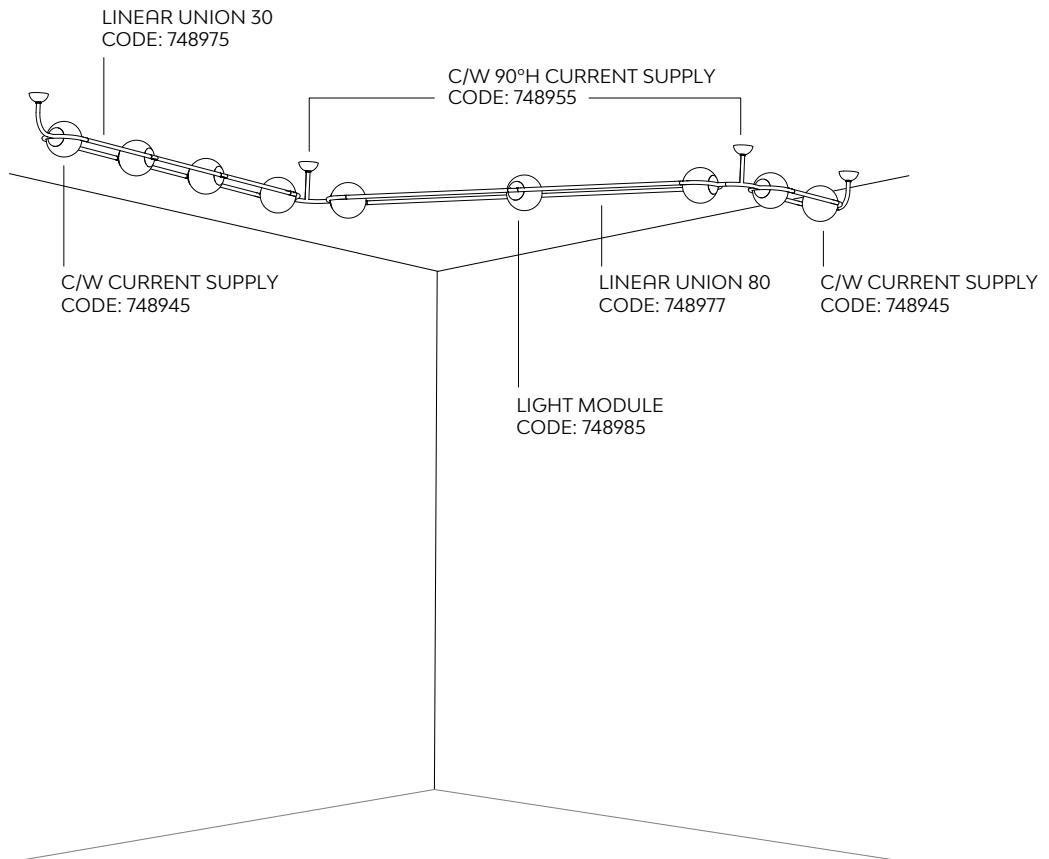
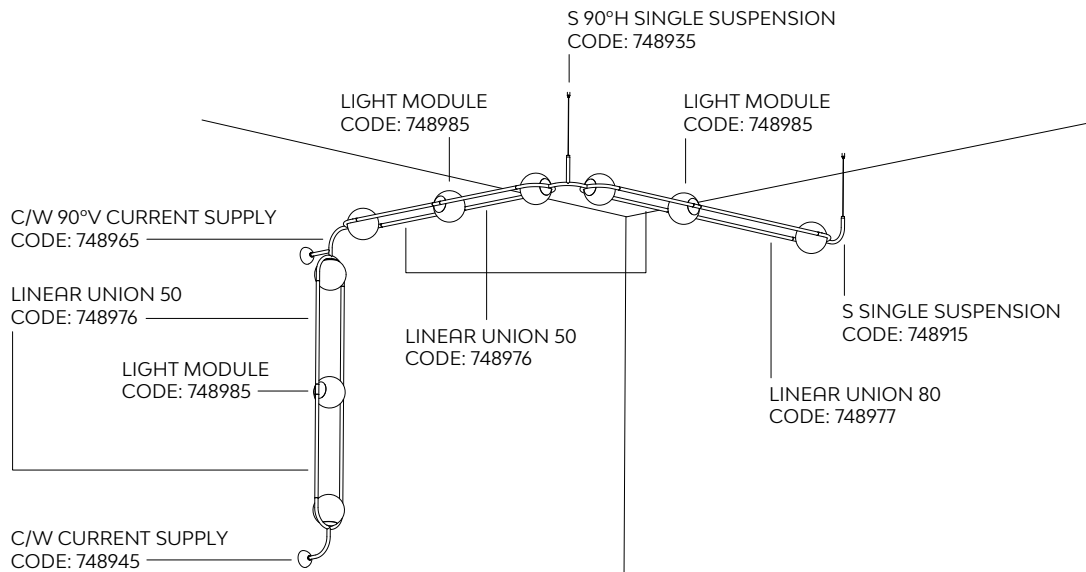
● Black (matte)

748905	<b>C_BALL SYSTEM S CURRENT SUPPLY</b>	LED 6W (E14) / Fluo. max. 12W (E14)
748915	<b>C_BALL SYSTEM S SINGLE SUSPENSION</b>	LED 6W (E14) / Fluo. max. 12W (E14)
748925	<b>C_BALL SYSTEM S 90°H CURRENT SUPPLY</b>	LED 2 x 6W (E14) / Fluo. max. 2 x 12W (E14)
748935	<b>C_BALL SYSTEM S 90°H SINGLE SUSPENSION</b>	LED 2 x 6W (E14) / Fluo. max. 2 x 12W (E14)
748945	<b>C_BALL SYSTEM C/W CURRENT SUPPLY</b>	LED 6W (E14) / Fluo. max. 12W (E14)
748955	<b>C_BALL SYSTEM C/W 90°H CURRENT SUPPLY</b>	LED 2 x 6W (E14) / Fluo. max. 2 x 12W (E14)
748965	<b>C_BALL SYSTEM C/W 90°V CURRENT SUPPLY</b>	LED 2 x 6W (E14) / Fluo. max. 2 x 12W (E14)
748985	<b>C_BALL SYSTEM LIGHT MODULE</b>	LED 6W (E14) / Fluo. max. 12W (E14)
748975	<b>C_BALL SYST. LINEAR UNION 30</b>	
748976	<b>C_BALL SYST. LINEAR UNION 50</b>	
748977	<b>C_BALL SYST. LINEAR UNION 80</b>	
748978	<b>C_BALL SYST. LINEAR UNION 110</b>	
748980	<b>C_BALL SYSTEM LINEAR UNION JOIN</b>	
748995	<b>C_BALL SYSTEM SUSPENSION CABLE</b>	

C\_Ball System



C\_BALL SYSTEM INSTALLATION EXAMPLES



# Kup

by  
e27, Tim Brauns

Decorative  
lighting

System  
lamps

Adjustable modular suspension LED system that allows for multiple arrangements. Marketed in two standard formats: Kup 1 and Kup 2. Each lamp consists of five adjustable light bodies offering direct light. The structure of the Kup lamp features a black finish, while the light bodies are offered in black, gold and copper finishes. The diffusers are made from acrylic and have a white opal matte finish. Additional modules can be supplied, consisting of one structure and two heads, thus increasing the dimensions of the lamp to better adapt to the available surface area and space. This module can be plugged into any of the end caps on the standard lamps (Kup 1 and Kup 2).

Sistema de suspensión modular LED orientable, que permite realizar composiciones múltiples. Se comercializa en dos formatos estándar: Kup 1, y Kup 2. Cada una de estas luminarias está formada por cinco cuerpos lumínicos orientables, que ofrecen luz directa. La estructura de la luminaria Kup está acabada en negro, mientras que los cuerpos lumínicos están disponibles en acabados negro, oro, y cobre. Los difusores son de PMMA blanco opal mate. Existe la posibilidad de suministrar módulos adicionales (module), compuestos por una estructura y dos cabezas lumínicas, que permiten aumentar las dimensiones de la luminaria para adaptarse a la superficie y al espacio. Este módulo es enchufable en cualquiera de los tapones finales de las luminarias estándar (Kup 1 y Kup 2).

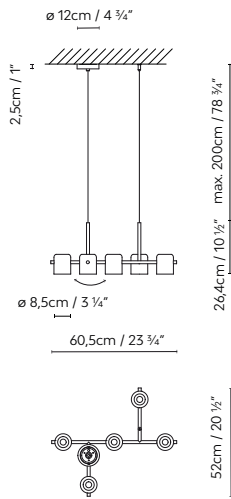
Modulares Hängeleuchtensystem mit ausrichtbaren LEDs. Lässt diverse Kompositionen zu. Zwei Standardausführungen sind erhältlich: Kup 1 und Kup 2. Jede dieser Leuchten wird von fünf ausrichtbaren Leuchtenkörpern gebildet, die direktes Licht abgeben. Die Struktur der Leuchte Kup ist schwarz lackiert, die Leuchtenkörper sind in Schwarz, Gold oder Kupfer erhältlich. Bestückt mit opalweißen PMMA-Diffusoren. Es sind zusätzliche Module lieferbar, die sich jeweils aus der Struktur und zwei Leuchtenkörpern zusammensetzen. So lässt sich die Größe der Leuchte an die gegebene Fläche und den Raum anpassen. Dieses Modul lässt sich in jedes beliebige der abgedeckten Abschlussstücke der Standardleuchte einstecken (Kup 1 und Kup 2).



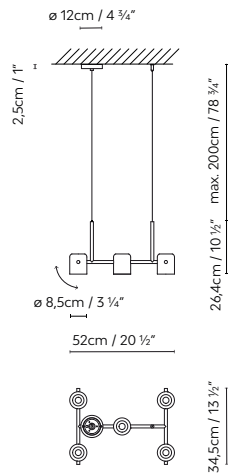
Kup



**KUP 1**



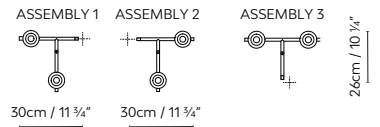
**KUP 2**



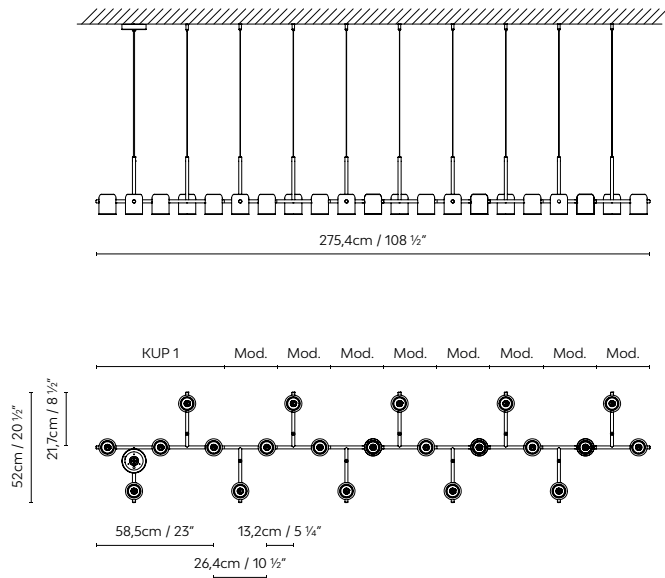
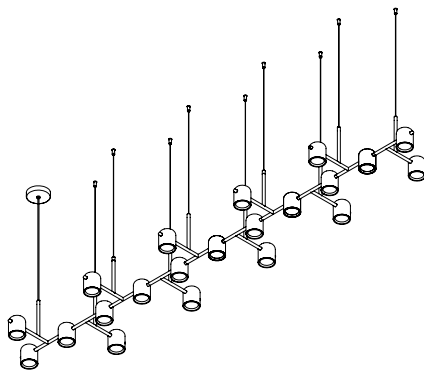
**KUP MODULE**



EXAMPLES:



**KUP INSTALLATION EXAMPLES**



- Black (matte)
- Gold (satin)
- Copper (satin)

- 742310 **KUP 1** BLACK
- 742311 **KUP 1** GOLD
- 742312 **KUP 1** COPPER
- 742320 **KUP 2** BLACK
- 742321 **KUP 2** GOLD
- 742322 **KUP 2** COPPER

LED 5 x 8W 2800lm 2700K CRI≥90 230V DIM PHASE CUT

- 742900 **KUP MODULE** BLACK
- 742901 **KUP MODULE** GOLD
- 742902 **KUP MODULE** COPPER

LED 2 x 8W 1120lm 2700K CRI≥90 230V DIM PHASE CUT



**B.lux**

# Kupetz

by  
**E27 Tim Brauns**

**Decorative  
lighting**

**System  
lamps**

3D light system made with different light sources and unions, and its arrangement allows you to adjust the lighting to each space. This is a metal tubular system in matte black where you can combine four types of light sources: two opal white glass spheres (100 Glass and 150 Glass) and a spotlight with LED reflector that is available with different opening angles (Reflector) or a spotlight with opal diffuser (Diffuser). These spotlights and the base of the glass spheres come in three different finishes: black, copper and gold.

Sistema de iluminación tridimensional compuesto por diferentes fuentes de luz y uniones, cuya composición permite adecuar la iluminación a las necesidades de cada espacio. Se trata de un sistema tubular metálico en acabado negro mate, que permite combinar cuatro tipos de fuente de luz: dos esferas de vidrio blanco opal (100 Glass y 150 Glass), un proyector con reflector cuyo LED está disponible con varios ángulos de apertura (Reflector), y un proyector con difusor opal (Diffuser). Estos proyectores y la base de las esferas de vidrio están disponibles en tres acabados: negro, cobre, y oro.

Dreidimensionales Leuchtsystem, bestehend aus verschiedenen Lichtquellen und Verbindungen, deren Komposition zulässt, die Beleuchtung an die Bedürfnisse jedes Raums anzupassen. Es handelt sich um ein Röhrensystem aus Metall in mattschwarzer Ausführung, in dem vier Arten von Lichtquellen kombiniert werden können: zwei opalweiße Glaskugeln (100 Glass und 150 Glass), ein Projektor mit Reflektor, dessen LED mit verschiedenen Öffnungswinkeln verfügbar ist (Reflector) und ein Projektor mit opalfarbenem Diffusor (Diffuser). Diese Projektoren und die Basis der Glaskugeln sind in drei Ausführungen verfügbar: Schwarz, Kupfer und Gold.

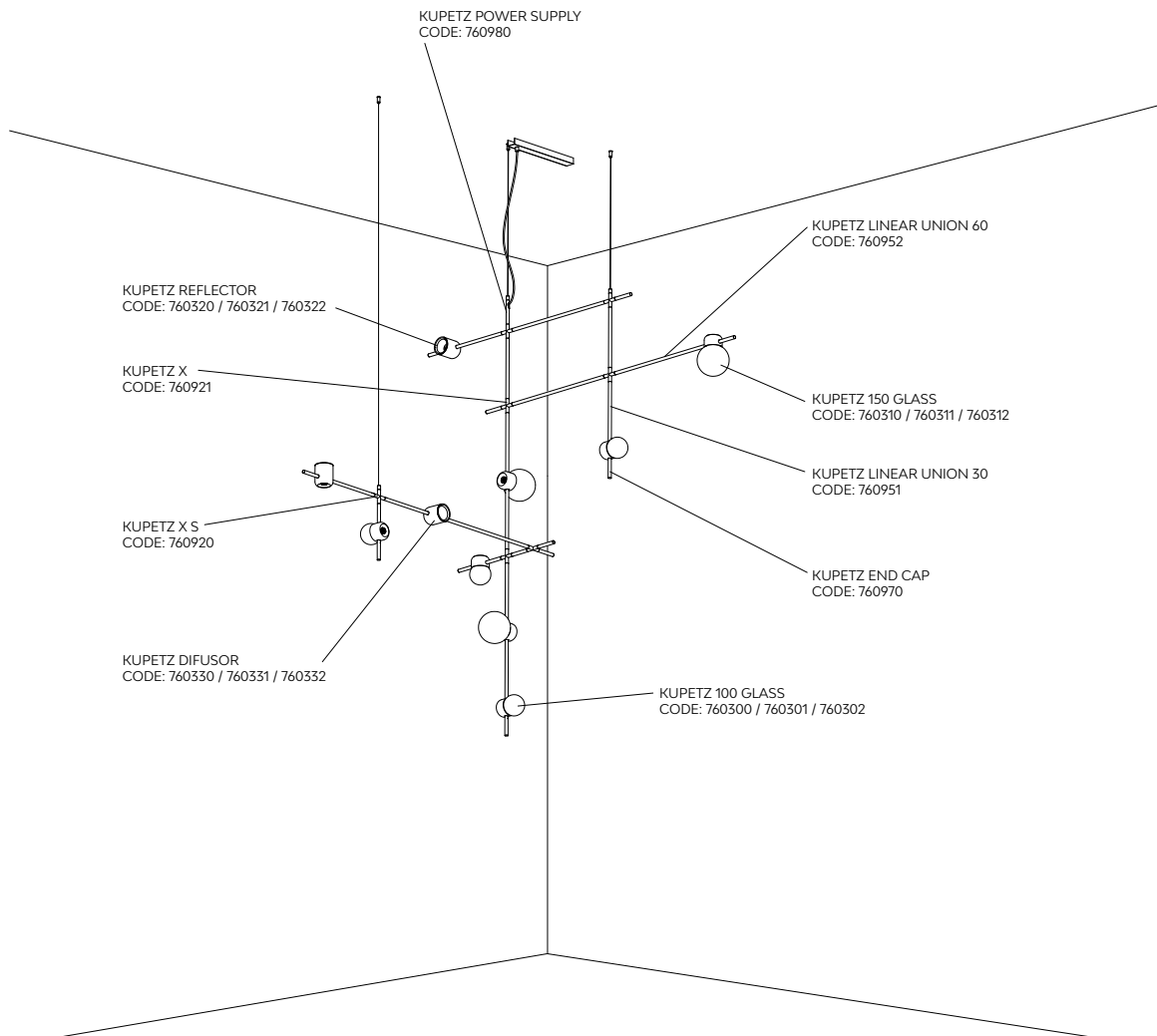
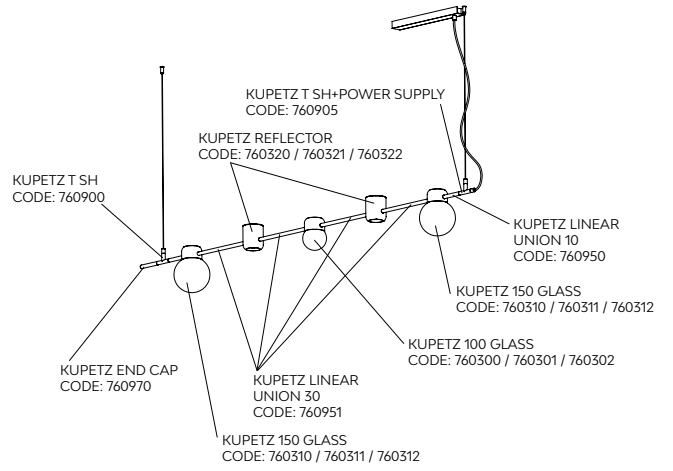
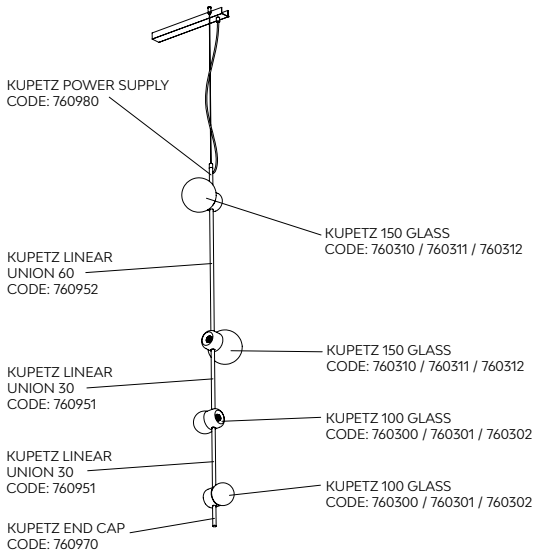




Kupetz



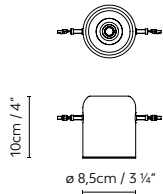
KUPETZ INSTALLATION EXAMPLES



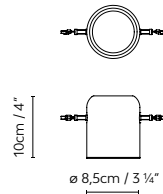
Kupetz



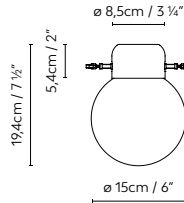
**KUPETZ REFLECTOR**



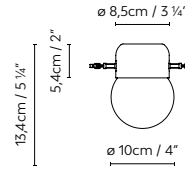
**KUPETZ DIFFUSER**



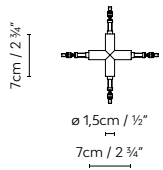
**KUPETZ 150 GLASS**



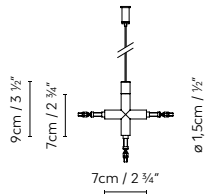
**KUPETZ 100 GLASS**



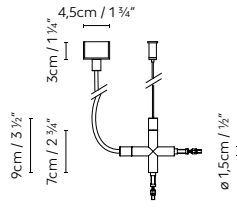
**KUPETZ X**



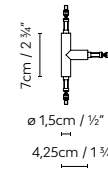
**KUPETZ X S**



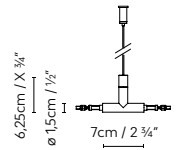
**KUPETZ X S + POWER SUPPLY**



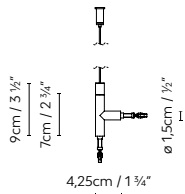
**KUPETZ T**



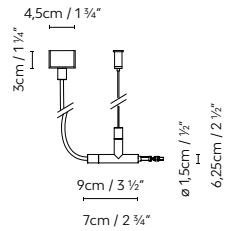
**KUPETZ T SH**



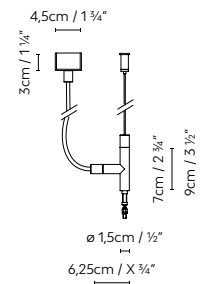
**KUPETZ T SV**



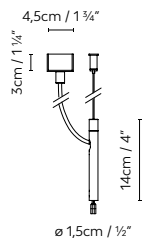
**KUPETZ T SH + POWER SUPPLY**



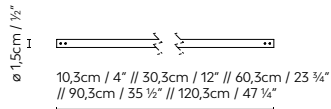
**KUPETZ T SV + POWER SUPPLY**



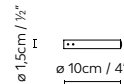
**KUPETZ POWER SUPPLY**



**KUPETZ LINEAR UNION 10/30/60/90/120**



**KUPETZ END CAP**



\* Steel cable L: 200cm / 78 3/4"  
\* Electric cable L: 250cm / 98 1/2"

● Black (matte) ● Gold (satin) ● Copper (satin)

760300	<b>KUPETZ 100 GLASS</b> BLACK	LED 6,3W 570lm
760301	<b>KUPETZ 100 GLASS</b> GOLD	350mA 2700K CRI≥90
760302	<b>KUPETZ 100 GLASS</b> COPPER	230V DIM PUSH/DALI
760310	<b>KUPETZ 150 GLASS</b> BLACK	LED 6,3W 570lm
760311	<b>KUPETZ 150 GLASS</b> GOLD	350mA 2700K CRI≥90
760312	<b>KUPETZ 150 GLASS</b> COPPER	230V DIM PUSH/DALI
760320	<b>KUPETZ REFLECTOR</b> BLACK	LED 6,3W 570lm
760321	<b>KUPETZ REFLECTOR</b> GOLD	350mA 2700K CRI≥90
760322	<b>KUPETZ REFLECTOR</b> COPPER	230V DIM PUSH/DALI
760330	<b>KUPETZ DIFFUSER</b> BLACK	LED 6,3W 570lm
760331	<b>KUPETZ DIFFUSER</b> GOLD	350mA 2700K CRI≥90
760332	<b>KUPETZ DIFFUSER</b> COPPER	230V DIM PUSH/DALI
760970	<b>KUPETZ END CAP</b>	

760911	<b>KUPETZ T</b>
760900	<b>KUPETZ T SH</b>
760910	<b>KUPETZ T SV</b>
760905	<b>KUPETZ T SH + POWER SUPPLY</b>
760915	<b>KUPETZ T SV + POWER SUPPLY</b>
760921	<b>KUPETZ X</b>
760920	<b>KUPETZ X S</b>
760925	<b>KUPETZ X S + POWER SUPPLY</b>
760980	<b>KUPETZ POWER SUPPLY</b>
760950	<b>KUPETZ LINEAR UNION 10</b>
760951	<b>KUPETZ LINEAR UNION 30</b>
760952	<b>KUPETZ LINEAR UNION 60</b>
760953	<b>KUPETZ LINEAR UNION 90</b>
760954	<b>KUPETZ LINEAR UNION 120</b>
760960	<b>KUPETZ REFLECTOR LENSE 42°</b>
760961	<b>KUPETZ REFLECTOR LENSE 59°</b>
760962	<b>KUPETZ REFLECTOR LENSE 130°</b>

**B.lux**

# **Architectural lighting**



# Anvil System

by  
**David Abad**

**Architectural  
lighting**



A recessed, surface-mounted or suspension lighting system made of extruded aluminum. Installable with continuous LED light modules with an opal diffuser (LED Line), or LED modules featuring four or two spots (LED Module), or LED spotlights (LED Spotlight and Spot S) available with anti-glare rings and beehive design. It also allows the installation of slim LED spotlights (LED Spotlight Slim). As a new feature, the Anvil System also allows the addition of round opal white glass diffusers that can be fixed to the rail (Sphere C) or hung (Sphere S). The Anvil System profile is available in matte white, matte black, natural oak and natural walnut.

Sistema de iluminación empotrado, de superficie o de suspensión, fabricado en aluminio extruído. Permite su instalación con módulos de luz continua LED con difusor opal (LED Line), con módulos LED formados por cuatro o dos spots (LED Module), así como con proyectores LED (LED Spotlight y Spot S) disponibles con anillos antideslumbrantes y panel de abeja. También permite la instalación de proyectores LED de formas esbeltas (LED Spotlight Slim). Como novedad, Anvil System también permite incorporar difusores esféricos de vidrio blanco opal, que pueden ser fijados al carril (Sphere C) o estar suspendidos (Sphere S). El perfil de Anvil System está disponible en varios acabados: blanco mate, negro mate, madera natural de roble, y madera natural de nogal.

Eingebautes Beleuchtungssystem, aufmontiert oder hängend, hergestellt aus extrudiertem Aluminium. Es kann mit Modulen für LED-Dauerlicht mit opalfarbenem Diffusor (LED Line) installiert werden, sowie mit LED-Modulen aus vier oder zwei Spots (LED Module) und mit LED-Projektoren (LED Spotlight und Spot S). Verfügbar mit Abblendringen und Bienenwabe. Ebenso ist die Installation von schlanken LED-Projektoren (LED Spotlight Slim) möglich. Als Neuheit erlaubt Anvil System auch die Einbeziehung von kugelförmigen Diffusoren aus opalweißem Glas, die auf einer Schiene montiert werden (Sphere C) oder aufgehängt werden (Sphere S) können. Das Profil von Anvil System ist in verschiedenen Ausführungen verfügbar: Mattweiß, Mattschwarz, naturbelassenes Eichenholz und naturbelassenes Nussbaumholz.





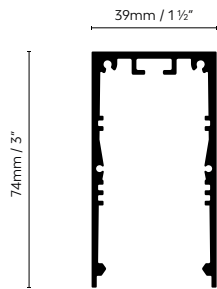
Anvil System



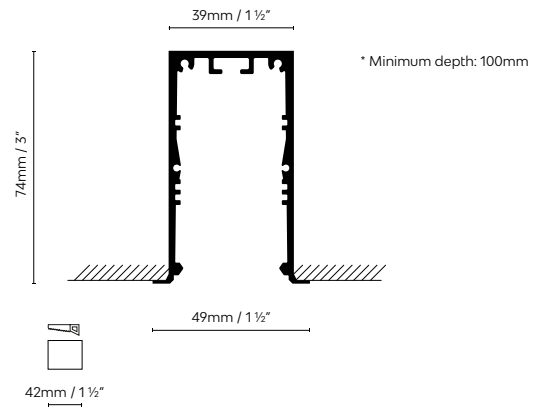


## PROFILES

### ANVIL SYSTEM SUSPENSION/SURFACE PROFILE



### ANVIL SYSTEM RECESSED PROFILE



○ White (matte)   ● Black (matte)   ● Oak   ● Walnut

851940 ANVIL SYSTEM SUSPENSION/SURFACE PROFILE BLACK

851941 ANVIL SYSTEM SUSPENSION/SURFACE PROFILE WHITE

851942 ANVIL SYSTEM PROFILE SUSPENSION/SURFACE PROFILE OAK

851944 ANVIL SYSTEM PROFILE SUSPENSION/SURFACE PROFILE WALNUT

851950 ANVIL SYSTEM RECESSED PROFILE BLACK

851951 ANVIL SYSTEM RECESSED PROFILE WHITE




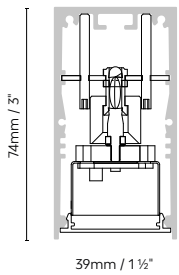
# Anvil System



## LIGHT SOURCES

### ANVIL SYSTEM LED LINE

(LED included) **A+** 



Continuous LED light module with opal diffuser, for its integration into the Anvil System. Finishes: matte white or matte black.

Módulo de luz continua LED con difusor opalino, para su integración en el sistema de iluminación Anvil System.

Modul mit LEDs und Opaldiffusor zur Integration in das Leuchtensystem Anvil System. Ausführungen: matt Weiß oder matt Schwarz.

851840C	<b>ANVIL SYSTEM LED LINE C420</b> SURFACE/RECESSED	420mm / 16 1/2"	LED 7,6W 1326lm 450mA 3000K CRI≥90
851840S	<b>ANVIL SYSTEM LED LINE S420</b> SUSPENSION		
851850C	<b>ANVIL SYSTEM LED LINE C560</b> SURFACE/RECESSED	560mm / 22"	LED 10,2W 1768lm 450mA 3000K CRI≥90
851850S	<b>ANVIL SYSTEM LED LINE S560</b> SUSPENSION		
851860C	<b>ANVIL SYSTEM LED LINE C700</b> SURFACE/RECESSED	700mm / 27 1/2"	LED 12,7W 2210lm 450mA 3000K CRI≥90
851860S	<b>ANVIL SYSTEM LED LINE S700</b> SUSPENSION		
851870C	<b>ANVIL SYSTEM LED LINE C840</b> SURFACE/RECESSED	840mm / 33"	LED 15,2W 2652lm 450mA 3000K CRI≥90
851870S	<b>ANVIL SYSTEM LED LINE S840</b> SUSPENSION		
851880C	<b>ANVIL SYSTEM LED LINE C1120</b> SURFACE/RECESSED	1120mm / 44"	LED 20,5W 3536lm 450mA 3000K CRI≥90
851880S	<b>ANVIL SYSTEM LED LINE S1120</b> SUSPENSION		

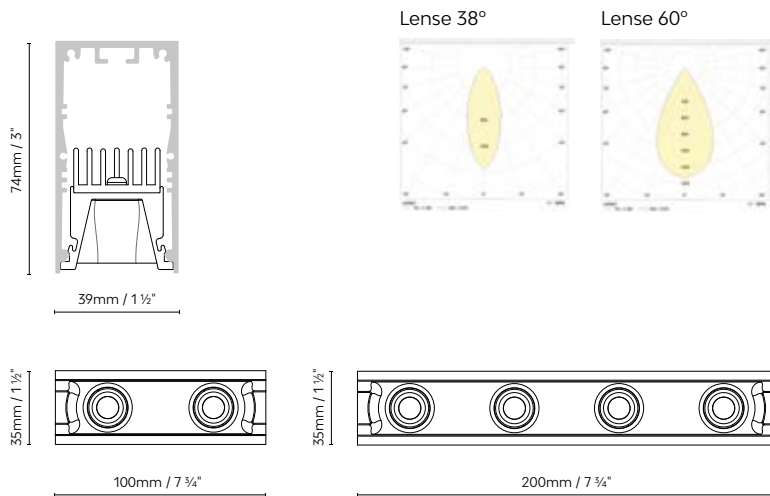
851993	<b>ANVIL SYSTEM DRIVER LED LINE</b> 23W-42W 450mA 230V
851994	<b>ANVIL SYSTEM DRIVER LED LINE</b> 15W-45W 450mA 230V DIM PUSH-1/10V
851995	<b>ANVIL SYSTEM DRIVER LED LINE</b> 21W-42W 450mA 230V DIM PUSH-DALI
851997	<b>ANVIL SYSTEM DRIVER LED LINE</b> 21W 450mA 110-230V
851999	<b>ANVIL SYSTEM DRIVER LED LINE</b> 21W 450mA 230V DIM PUSH-DALI



## LIGHT SOURCES

### ANVIL SYSTEM LED MODULE

(LED included) **A+** 



LED module equipped with four or two spots, for integration into the Anvil System. Finishes: matte white or matte black.

Módulo LED dotado de dos o cuatro spots, para su integración en el sistema de iluminación Anvil System. Acabados: blanco mate o negro mate.

LED-Modul mit vier oder zwei Spots zur Integration in das Leuchtensystem Anvil System. Ausführungen: matt Weiß oder matt Schwarz.

851600	<b>ANVIL SYSTEM LED MODULE 4 38° BLACK</b>
851601	<b>ANVIL SYSTEM LED MODULE 4 38° WHITE</b>
851610	<b>ANVIL SYSTEM LED MODULE 4 60° BLACK</b>
851611	<b>ANVIL SYSTEM LED MODULE 4 60° WHITE</b>


LED 4 x 4,5W 2184lm 250mA 3000K CRI≥90

851620	<b>ANVIL SYSTEM LED MODULE 2 38° BLACK</b>
851621	<b>ANVIL SYSTEM LED MODULE 2 38° WHITE</b>
851630	<b>ANVIL SYSTEM LED MODULE 2 60° BLACK</b>
851631	<b>ANVIL SYSTEM LED MODULE 2 60° WHITE</b>

LED 2 x 4,5W 1092lm 250mA 3000K CRI≥90

851996	<b>ANVIL SYSTEM DRIVER LED MODULE 18W-54W 250mA 230V</b>
851989	<b>ANVIL SYSTEM DRIVER LED MODULE 13,5W-18W 250mA 230V DIM PUSH-DALI</b>
851991	<b>ANVIL SYSTEM DRIVER LED MODULE 9W-36W 250mA 230V DIM PUSH-1/10V</b>
851992	<b>ANVIL SYSTEM DRIVER LED MODULE 36W-54W 250mA 230V DIM PUSH-DALI</b>
851999E <sub>1</sub>	<b>ANVIL SYSTEM DRIVER LED MODULE 10W 250mA 230V</b>
851999E <sub>2</sub>	<b>ANVIL SYSTEM DRIVER LED MODULE/SPOT 14W 250mA 230V DIM PUSH-DALI</b>
851999E <sub>3</sub>	<b>ANVIL SYSTEM DRIVER LED SPHERE 19,2W 350mA 230V DIM PUSH-DALI</b>

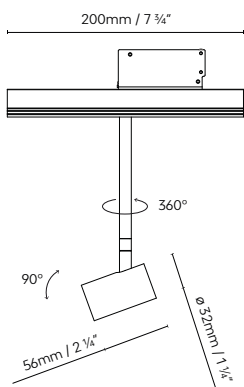
# Anvil System



## LIGHT SOURCES


### ANVIL SYSTEM LED SPOTLIGHT

(LED and driver included)



S = 20mm / 3/4"  
M = 125mm / 5"  
L = 300mm / 11 3/4"

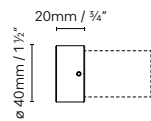
Lense 38°



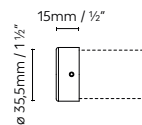
Lense 60°



#### Accessories:



Anvil System LED Spot  
Anti-Glare Ring



Anvil System LED Spot Ring  
Honeycomb

LED projectors of different sizes (S, M, L), for integration into the Anvil System. Finishes: matte white or matte black.

Proyectores LED de diferentes dimensiones (S, M, L) para su integración en el sistema de iluminación Anvil System. Disponibles con anillos antideslumbrantes y panel de abeja. Acabados: blanco mate o negro mate.

LED-Strahler verschiedener Größe (S, M, L) zur Integration in das Leuchtensystem Anvil System. Ausführungen: matt Weiß oder matt Schwarz.

851700	<b>ANVIL SYSTEM LED SPOTLIGHT S 38° BLACK</b>
851701	<b>ANVIL SYSTEM LED SPOTLIGHT S 38° WHITE</b>
851702	<b>ANVIL SYSTEM LED SPOTLIGHT S 60° BLACK</b>
851703	<b>ANVIL SYSTEM LED SPOTLIGHT S 60° WHITE</b>
851710	<b>ANVIL SYSTEM LED SPOTLIGHT M 38° BLACK</b>
851711	<b>ANVIL SYSTEM LED SPOTLIGHT M 38° WHITE</b>
851712	<b>ANVIL SYSTEM LED SPOTLIGHT M 60° BLACK</b>
851713	<b>ANVIL SYSTEM LED SPOTLIGHT M 60° WHITE</b>
851720	<b>ANVIL SYSTEM LED SPOTLIGHT L 38° BLACK</b>
851721	<b>ANVIL SYSTEM LED SPOTLIGHT L 38° WHITE</b>
851722	<b>ANVIL SYSTEM LED SPOTLIGHT L 60° BLACK</b>
851723	<b>ANVIL SYSTEM LED SPOTLIGHT L 60° WHITE</b>

LED 4,5W 546lm 250mA 3000K CRI≥90 230V

\*Optional DIM version

851790	<b>ANVIL SYSTEM LED SPOT ANTI-GLARE RING BLACK</b>
851791	<b>ANVIL SYSTEM LED SPOT ANTI-GLARE RING WHITE</b>
851792	<b>ANVIL SYSTEM LED SPOT RING + HONEYCOMB BLACK</b>
851793	<b>ANVIL SYSTEM LED SPOT RING + HONEYCOMB WHITE</b>

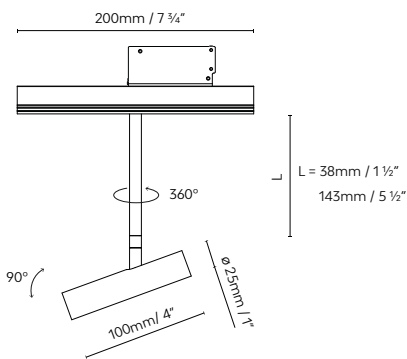


## LIGHT SOURCES


### ANVIL SYSTEM LED SPOTLIGHT SLIM

(LED and driver included)

A+



Linse 38°



Linse 60°



Slim LED spotlights in different sizes (S, M) to fit them into the Anvil System lighting arrangement. Finishes: matte white, matte black or gold.

Proyector LED de formas esbeltas y diferentes dimensiones (S, M) para su integración en el sistema de iluminación Anvil System. Acabados: blanco mate, negro mate u oro.


Schlanke LED-Projektoren in verschiedenen Größen (S, M) für die Integration in das Beleuchtungssystem Anvil System. Ausführungen: Mattweiß, Mattschwarz oder Gold.

851761	ANVIL SYSTEM LED SPOTLIGHT SLIM S 38° WHITE
851760	ANVIL SYSTEM LED SPOTLIGHT SLIM S 38° BLACK
851764	ANVIL SYSTEM LED SPOTLIGHT SLIM S 38° GOLD
851763	ANVIL SYSTEM LED SPOTLIGHT SLIM S 60° WHITE
851762	ANVIL SYSTEM LED SPOTLIGHT SLIM S 60° BLACK
851765	ANVIL SYSTEM LED SPOTLIGHT SLIM S 60° GOLD
851771	ANVIL SYSTEM LED SPOTLIGHT SLIM M 38° WHITE
851770	ANVIL SYSTEM LED SPOTLIGHT SLIM M 38° BLACK
851774	ANVIL SYSTEM LED SPOTLIGHT SLIM M 38° GOLD
851773	ANVIL SYSTEM LED SPOTLIGHT SLIM M 60° WHITE
851772	ANVIL SYSTEM LED SPOTLIGHT SLIM M 60° BLACK
851775	ANVIL SYSTEM LED SPOTLIGHT SLIM M 60° GOLD

LED 4,5W 546lm 250mA 3000K CRI≥90 230V

\*Optional DIM version

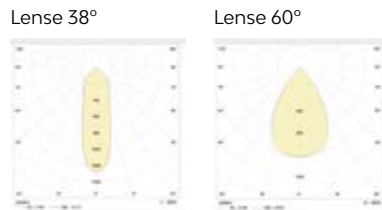
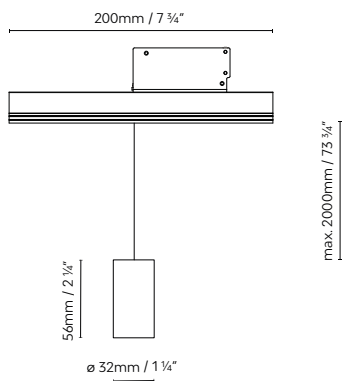
# Anvil System



## LIGHT SOURCES

### ANVIL SYSTEM LED SPOT S

(LED and driver included)



LED spotlights that hang from the Anvil System lighting arrangement. Available with anti-glare rings and beehive. Finishes: matte white or matte black.

Proyectores LED que se suspenden del sistema de iluminación Anvil System. Disponibles con anillos antideslumbrantes y panel de abeja. Acabados: blanco mate o negro mate.

LED-Projektoren, die am Beleuchtungssystem Anvil System aufgehängt werden. Verfügbar mit Abblendringen und Bienenwabe. Ausführungen: Mattweiß oder Mattschwarz.

### Accessories:



851750	<b>ANVIL SYSTEM LED SPOT S-38° BLACK</b>	LED 4,5W 546lm 250mA 3000K CRI≥90 230V
851751	<b>ANVIL SYSTEM LED SPOT S-38° WHITE</b>	
851752	<b>ANVIL SYSTEM LED SPOT S-60° BLACK</b>	*Optional DIM version
851753	<b>ANVIL SYSTEM LED SPOT S-60° WHITE</b>	

851790	<b>ANVIL SYSTEM LED SPOT ANTI-GLARE RING BLACK</b>
851791	<b>ANVIL SYSTEM LED SPOT ANTI-GLARE RING WHITE</b>
851792	<b>ANVIL SYSTEM LED SPOT RING + HONEYCOMB BLACK</b>
851793	<b>ANVIL SYSTEM LED SPOT RING + HONEYCOMB WHITE</b>




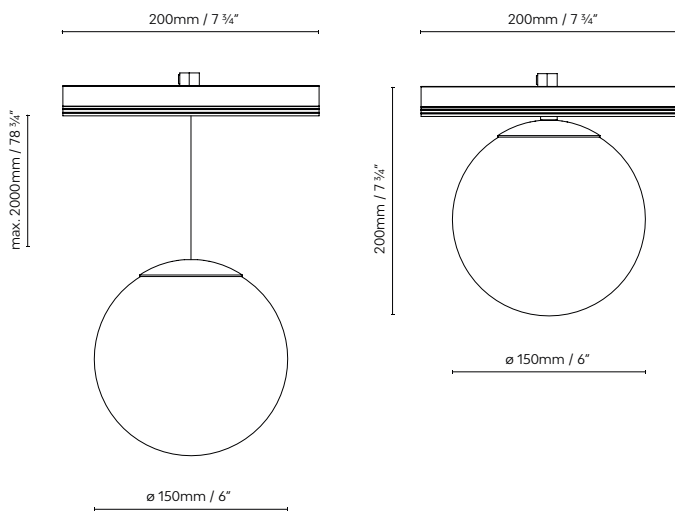


## LIGHT SOURCES

### ANVIL SYSTEM SPHERE S/C

(LED and driver included)

A+




Round opal white glass diffuser to install on the Anvil System rail. The metal parts come in matte white or matte black.

Difusor esférico de vidrio blanco opal, para su instalación en el carril de Anvil System. Partes metálicas acabadas en blanco mate o negro mate.

Kugelförmiger Diffusor aus opalweißem Glas für die Installation auf einer Schiene des Anvil Systems. Metallteile mit Finish in Mattweiß oder Mattschwarz.

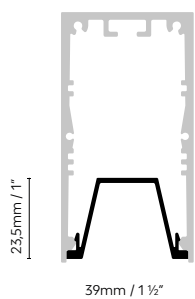
851740	<b>ANVIL SYSTEM SPHERE S BLACK</b>	LED 3,2W 350lm 350mA 3000K CRI≥90 110-230V *Optional DIM version
851741	<b>ANVIL SYSTEM SPHERE S WHITE</b>	
851730	<b>ANVIL SYSTEM SPHERE C BLACK</b>	LED 3,2W 350lm 350mA 3000K CRI≥90 110-230V *Optional DIM version
851731	<b>ANVIL SYSTEM SPHERE C WHITE</b>	

# Anvil System



**ACCESSORIES**

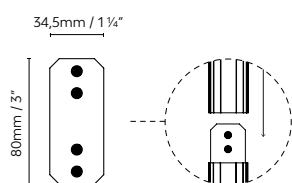
**ANVIL SYSTEM COVER PROFILE**



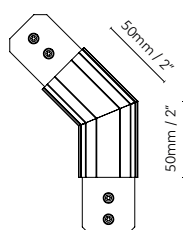
**ANVIL SYSTEM FLAT COVER PROFILE**



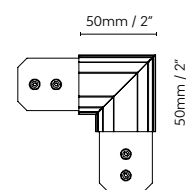
**ANVIL SYSTEM 180° ANGLE**



**ANVIL SYSTEM 135° ANGLE**



**ANVIL SYSTEM 90° ANGLE**



851960 ANVIL SYSTEM COVER PROFILE BLACK  
851961 ANVIL SYSTEM COVER PROFILE WHITE

851970 ANVIL SYSTEM FLAT COVER PROFILE BLACK  
851971 ANVIL SYSTEM FLAT COVER PROFILE WHITE

851930 ANVIL SYSTEM 180° ANGLE

851920 ANVIL SYSTEM 135° ANGLE BLACK  
851921 ANVIL SYSTEM 135° ANGLE WHITE  
851922 ANVIL SYSTEM 135° ANGLE OAK  
851923 ANVIL SYSTEM 135° ANGLE WALNUT  
851925 ANVIL SYSTEM 135° ANGLE RECESSED BLACK  
851926 ANVIL SYSTEM 135° ANGLE RECESSED WHITE

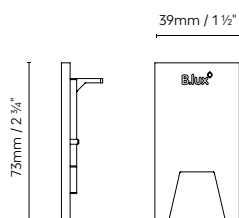
851910 ANVIL SYSTEM 90° ANGLE BLACK  
851911 ANVIL SYSTEM 90° ANGLE WHITE  
851912 ANVIL SYSTEM 90° ANGLE OAK  
851913 ANVIL SYSTEM 90° ANGLE WALNUT  
851915 ANVIL SYSTEM 90° ANGLE RECESSED BLACK  
851916 ANVIL SYSTEM 90° ANGLE RECESSED WHITE

# Anvil System

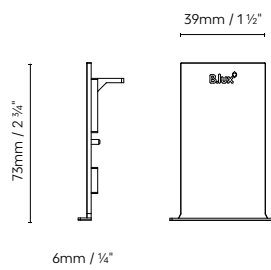


**ACCESSORIES**

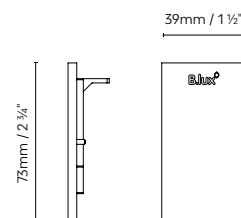
**ANVIL SYSTEM END CAP**




**ANVIL SYSTEM RECESSED END CAP**



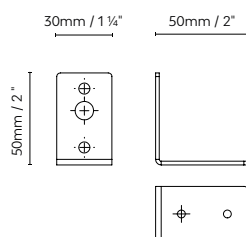
**ANVIL SYSTEM LED END CAP**



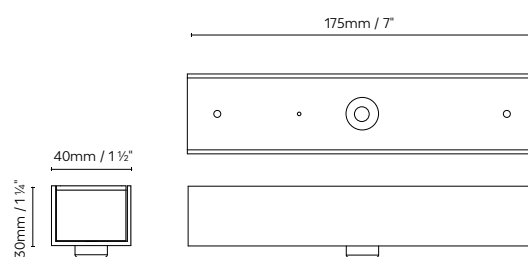
**ANVIL SYSTEM SINGLE SUSPENSION**



**ANVIL SYSTEM WALL FIXATION**



**ANVIL SYSTEM CURRENT SUPPLY**



851900 **ANVIL SYSTEM END CAP BLACK** (2 UN.)  
851901 **ANVIL SYSTEM END CAP WHITE** (2 UN.)

851908 **ANVIL SYSTEM RECESSED END CAP BLACK** (2 UN.)  
851909 **ANVIL SYSTEM RECESSED END CAP WHITE** (2 UN.)

851906 **ANVIL SYSTEM LED END CAP BLACK** (2 UN.)  
851907 **ANVIL SYSTEM LED END CAP WHITE** (2 UN.)

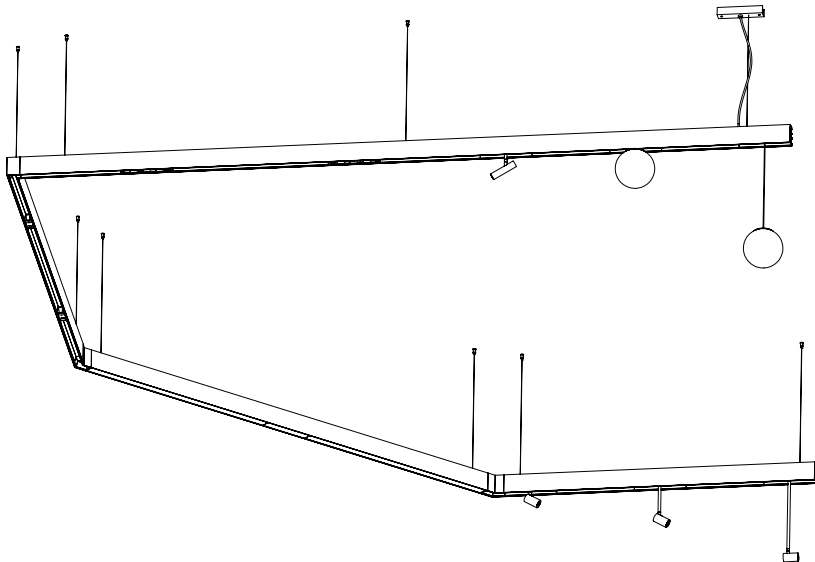
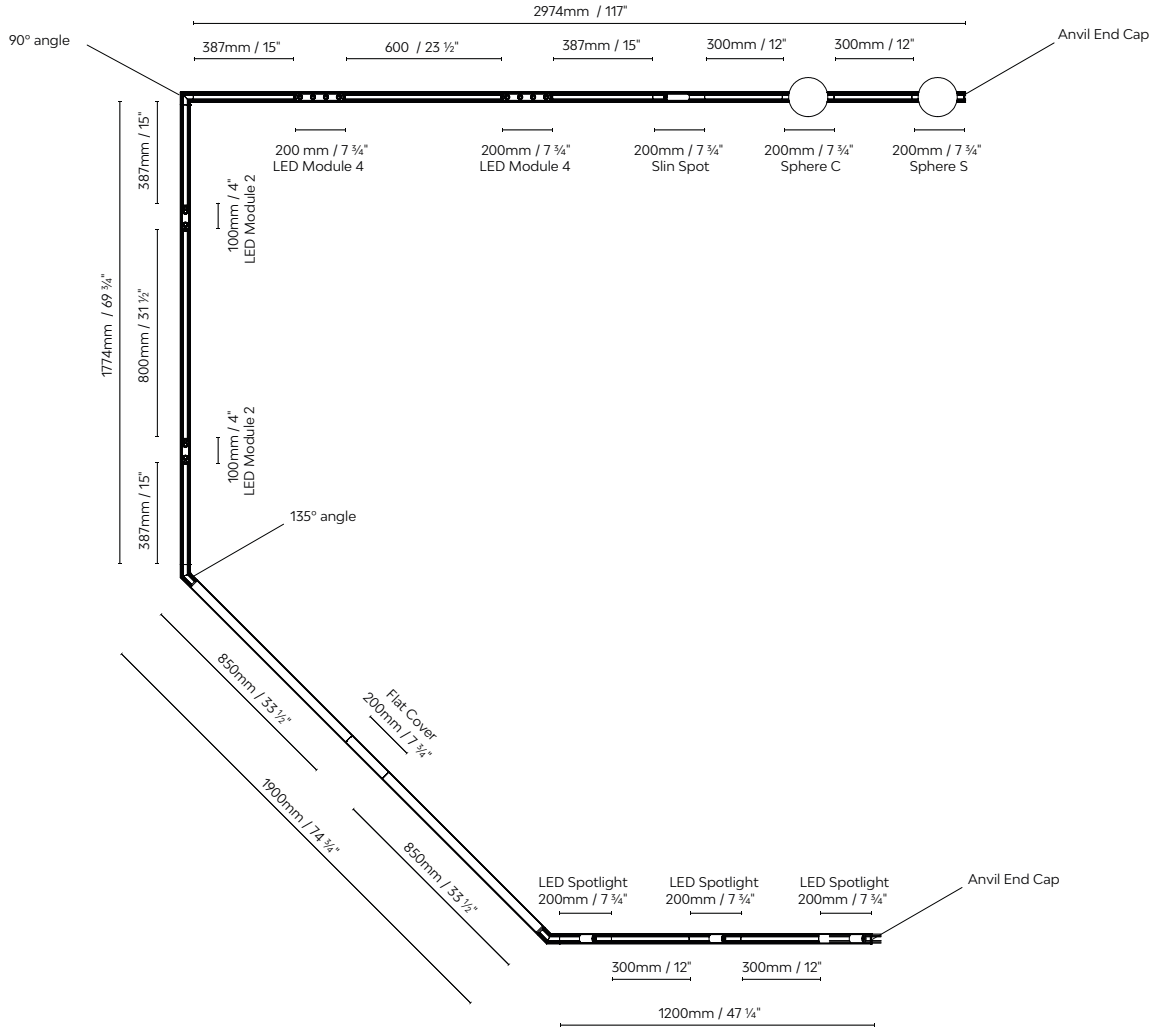
851905 **ANVIL SYSTEM WALL FIXATION**



851980 **ANVIL SYSTEM CURRENT SUPPLY BLACK**  
851981 **ANVIL SYSTEM CURRENT SUPPLY WHITE**  
851985 **ANVIL SYSTEM DIM CURRENT SUPPLY BLACK**  
851986 **ANVIL SYSTEM DIM CURRENT SUPPLY WHITE**

851990 **ANVIL SYSTEM SINGLE SUSPENSION**

# Anvil System

ONLINE CONFIGURATOR EXAMPLE





**B.lux**

# Anvil Led Module

by  
David Abad

Architectural  
lighting

A collection of floodlights made of aluminium, with direct lighting and LED bulbs. Two sizes available: Anvil Spot LED Module R2 and Anvil Spot LED Module R4. Finishes: matte white or matte black.


Colección de focos empotrados fabricados en aluminio, de iluminación directa y lámparas LED. Disponibles dos tamaños: Anvil Spot LED Module R2 y Anvil Spot LED Module R4. Acabados: blanco mate, o negro mate.

Punktstrahlersortiment aus Aluminium für direkte Beleuchtung und LED-Leuchten. Verfügbar in zwei Größen: Anvil Spot LED Module R2 und Anvil Spot LED Module R4. Ausführungen: Weiß matt oder Schwarz matt.



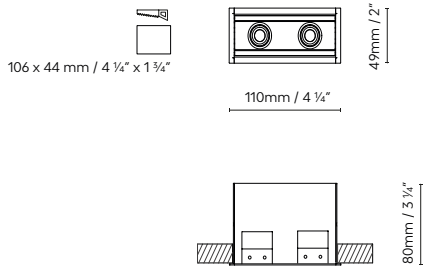


# Anvil Led Module

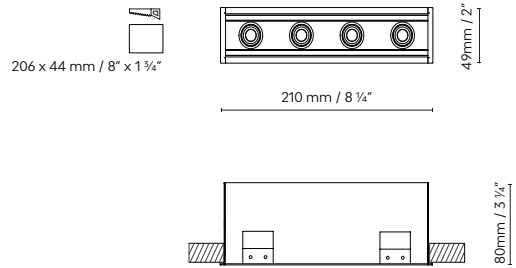




#### ANVIL LED MODULE R2



#### ANVIL LED MODULE R4



○ White (matte)    ● Black (matte)

851100	<b>ANVIL LED MODULE R2</b> DIM 38° BLACK	LED 2 x 4,5W 1092lm 250mA 3000K CRI≥90 230V DIM PUSH / DALI
851101	<b>ANVIL LED MODULE R2</b> DIM 38° WHITE	
851102	<b>ANVIL LED MODULE R2</b> DIM 60° BLACK	
851103	<b>ANVIL LED MODULE R2</b> DIM 60° WHITE	
851105	<b>ANVIL LED MODULE R2</b> 38° BLACK	LED 2 x 4,5W 1092lm 250mA 3000K CRI≥90 230V
851106	<b>ANVIL LED MODULE R2</b> 38° WHITE	
851107	<b>ANVIL LED MODULE R2</b> 60° BLACK	
851108	<b>ANVIL LED MODULE R2</b> 60° WHITE	
851110	<b>ANVIL LED MODULE R4</b> DIM 38° BLACK	LED 4 X 4,5W 2184lm 250mA 3000K CRI≥90 230V DIM PUSH / DALI
851111	<b>ANVIL LED MODULE R4</b> DIM 38° WHITE	
851112	<b>ANVIL LED MODULE R4</b> DIM 60° BLACK	
851113	<b>ANVIL LED MODULE R4</b> DIM 60° WHITE	
851115	<b>ANVIL LED MODULE R4</b> 38° BLACK	LED 4 X 4,5W 2184lm 250mA 3000K CRI≥90 230V
851116	<b>ANVIL LED MODULE R4</b> 38° WHITE	
851117	<b>ANVIL LED MODULE R4</b> 60° BLACK	
851118	<b>ANVIL LED MODULE R4</b> 60° WHITE	

**B.lux**

# Anvil Spot

by  
David Abad

Architectural  
lighting

A collection of projectors made of aluminium, with direct lighting and LED bulbs. It is sold in a recessed ceiling version, which can be simple (Anvil Spot CR Single) or double (Anvil Spot CR Double), in addition to a surface suspension version (Anvil Spot S) and a suspension model with a recessed rosette (Anvil Spot SR). Finishes: matte white or matte black.

Colección de proyectores fabricados en aluminio, de iluminación directa y lámparas LED. Se comercializa en versión empotrada de techo, que puede ser simple (Anvil Spot CR Single), o doble (Anvil Spot CR Double), así como en versión suspensión de superficie (Anvil Spot S), y suspensión con florón empotrado (Anvil Spot SR). Acabados: blanco mate, o negro mate.

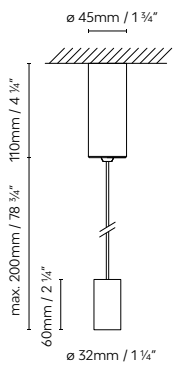
Richtstrahlersortiment aus Aluminium für direkte Beleuchtung und LED-Leuchten. Erhältlich als Einbau-Deckenleuchte in einfacher (Anvil Spot CR Single) oder doppelter Ausführung (Anvil Spot CR Double) sowie als aufmontierte Hängeleuchte (Anvil Spot S) oder Hängeleuchte mit eingelassenem Baldachin (Anvil Spot SR). Ausführungen: Weiß matt oder Schwarz matt.



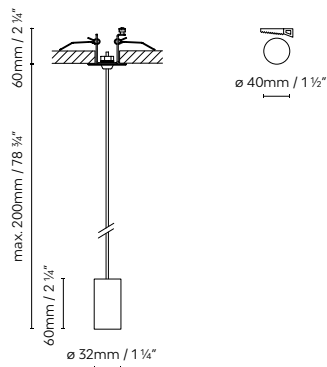
# Anvil Spot



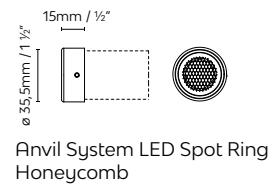
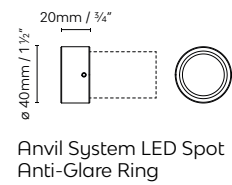
## ANVIL SPOT S



## ANVIL SPOT SR

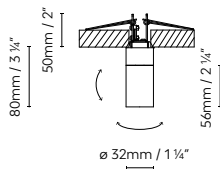


## Accessories

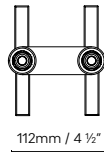
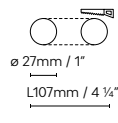
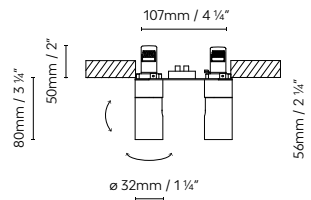




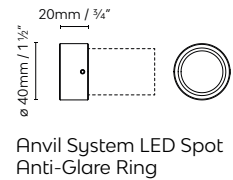
### ANVIL SPOT CR SINGLE



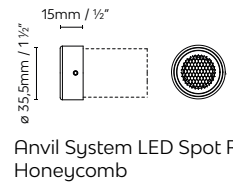
### ANVIL SPOT CR DOUBLE



### Accessories



ANVIL SYSTEM LED SPOT ANTI-GLARE RING



ANVIL SYSTEM LED SPOT RING HONEYCOMB

○ White (matte)    ● Black (matte)

851200	<b>ANVIL SPOT CR SINGLE 38° BLACK</b>	
851201	<b>ANVIL SPOT CR SINGLE 38° WHITE</b>	
851202	<b>ANVIL SPOT CR SINGLE 60° BLACK</b>	LED 4,5W 546ml 250mA 3000K CRI≥90 230V
851203	<b>ANVIL SPOT CR SINGLE 60° WHITE</b>	
851210	<b>ANVIL SPOT CR DOUBLE 38° BLACK</b>	
851211	<b>ANVIL SPOT CR DOUBLE 38° WHITE</b>	
851212	<b>ANVIL SPOT CR DOUBLE 60° BLACK</b>	LED 2 x 4,5W 1092ml 250mA 3000K CRI≥90 230V
851213	<b>ANVIL SPOT CR DOUBLE 60° WHITE</b>	
851220	<b>ANVIL SPOT S 38° BLACK</b>	
851221	<b>ANVIL SPOT S 38° WHITE</b>	
851222	<b>ANVIL SPOT S 60° BLACK</b>	LED 4,5W 546lm 250mA 3000K CRI≥90 230V
851223	<b>ANVIL SPOT S 60° WHITE</b>	
851230	<b>ANVIL SPOT SR 38° BLACK</b>	
851231	<b>ANVIL SPOT SR 38° WHITE</b>	
851232	<b>ANVIL SPOT SR 60° BLACK</b>	LED 4,5W 546lm 250mA 3000K CRI≥90 230V
851233	<b>ANVIL SPOT SR 60° WHITE</b>	
851790	<b>ANVIL SYSTEM LED SPOT ANTI-GLARE RING BLACK</b>	
851791	<b>ANVIL SYSTEM LED SPOT ANTI-GLARE RING WHITE</b>	
851792	<b>ANVIL SYSTEM LED SPOT RING + HONEYCOMB BLACK</b>	
851793	<b>ANVIL SYSTEM LED SPOT RING + HONEYCOMB WHITE</b>	



**B.lux**

# Anvil Slim Spot

by  
David Abad

Architectural  
lighting

Collection of recessed LED ceiling spotlights with direct light that stand out for their slim design. Made in aluminum and available in matte white, matte black and gold.

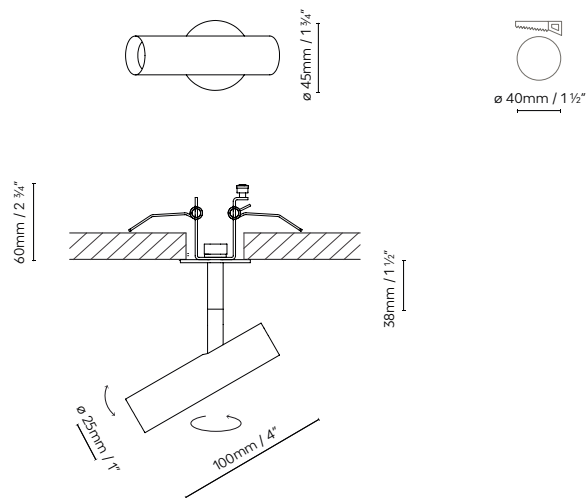
Colección de proyectores LED empotrados a techo e iluminación directa, que se caracteriza por la esbeltez de sus formas. Fabricados en aluminio, están disponibles en acabados blanco mate, negro mate y oro.

Kollektion aus in der Decke eingebauten LED-Projektoren und direkter Beleuchtung, die sich durch ihre schlanken Formen auszeichnet. Hergestellt aus Aluminium und verfügbar in den Ausführungen Mattweiß, Mattschwarz und Gold.





**ANVIL SLIM SPOT CR**



- Black (matte)
- White (matte)
- Gold (matte)

851250	<b>ANVIL SLIM SPOT CR 38° BLACK</b>	
851251	<b>ANVIL SLIM SPOT CR 38° WHITE</b>	LED 4,5W 546lm 250mA 3000K CRI≥90 230V
851252	<b>ANVIL SLIM SPOT CR 38° GOLD</b>	
851260	<b>ANVIL SLIM SPOT CR 60° BLACK</b>	
851261	<b>ANVIL SLIM SPOT CR 60° WHITE</b>	LED 4,5W 546lm 250mA 3000K CRI≥90 230V
851262	<b>ANVIL SLIM SPOT CR 60° GOLD</b>	

**B.lux**

# Anvil Point

by  
**David Abad**


**Architectural  
lighting**

Collection of small, recessed LED spotlights with direct light. Made in aluminum and sold in matte white or matte black. Available with two levels of protection against humidity and dust, IP20 and IP44, which makes them suitable for bathrooms too.

Colección de focos LED empotrados, de reducidas dimensiones e iluminación directa. Están fabricados en aluminio y se comercializan en acabado blanco mate o negro mate. Disponibles con dos grados de protección a la humedad y al polvo, IP20 e IP44, lo que permite su instalación en estancias como cuartos de baño.

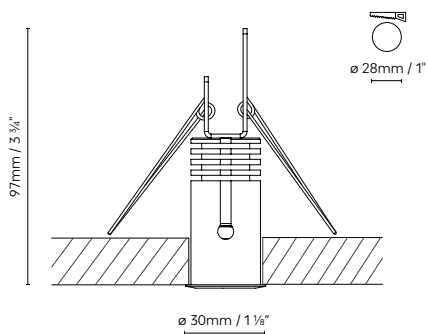
Kollektion aus eingebauten LED-Leuchten in reduzierten Größen mit direkter Beleuchtung. Sie sind aus Aluminium hergestellt und werden mit einem mattweißen oder mattschwarzen Finish angeboten. Verfügbar mit zwei Schutzgraden gegen Feuchtigkeit und Staub, IP20 und IP44, was ihre Installation in Räumen, wie etwa Badezimmern, erlaubt.





## ANVIL POINT

● Black (matte)    ○ White (matte)



851800	<b>ANVIL POINT 38° BLACK</b>	LED 4,5W 546lm 250mA 3000K CRI≥90 230V
851801	<b>ANVIL POINT 38° WHITE</b>	
851802	<b>ANVIL POINT 60° BLACK</b>	LED 4,5W 546lm 250mA 3000K CRI≥90 230V
851803	<b>ANVIL POINT 60° WHITE</b>	
851810	<b>ANVIL POINT 38° BLACK IP44</b>	LED 4,5W 546lm 250mA 3000K CRI≥90 230V
851811	<b>ANVIL POINT 38° WHITE IP44</b>	
851812	<b>ANVIL POINT 60° BLACK IP44</b>	LED 4,5W 546lm 250mA 3000K CRI≥90 230V
851813	<b>ANVIL POINT 60° WHITE IP44</b>	



**B.lux**

# Blok

by  
David Abad

**Architectural  
lighting**

A family of lamps composed of wall (W), ceiling (C) and a surface-mounted swivel model (C10 orientable). The ceiling lamps emit direct light, while the wall version offers direct (1L), indirect (1L), or both (2L). Made of solid mechanised aluminium, all Blok lamps are available with an anodised satin silver finish or in textured matte white.

Familia de luminarias compuesta por aplique (W), luminaria de techo (C) y proyector de superficie orientable (C10 orientable). Las luminarias de techo emiten luz directa, mientras que el aplique ofrece luz directa (1L), indirecta (1L), o ambas (2L). Fabricados en sólido de aluminio mecanizado, todos los Blok están disponibles en acabado anodizado plata satinado, en blanco mate texturado o en bronce.

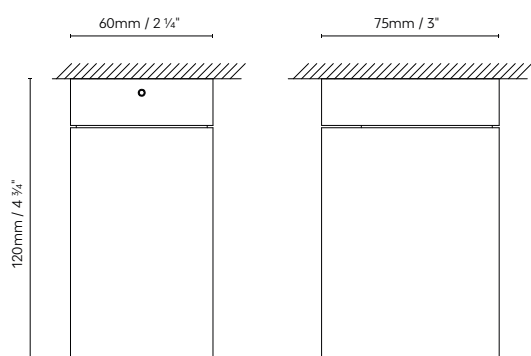
Leuchtenfamilie mit Ausführungen als Wandleuchte (W), Deckenleuchte (C) und aufmontierter, ausrichtbarer Strahler (C10 orientable). Die Deckenleuchten geben direktes Licht ab, die Wandleuchte hingegen entweder direktes (1L) oder indirektes (1L) Licht – oder beides in einem (2L). Alle Blok-Modelle bestehen aus solidem nachbearbeitetem Aluminium und sind in den Ausführungen anodisiert silber-matt oder weiß-matt texturiert erhältlich.



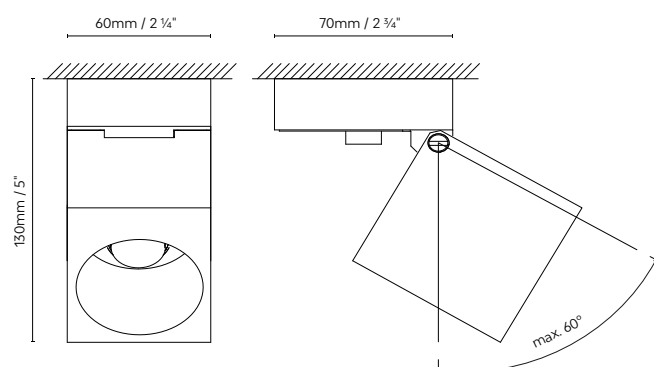
Blok



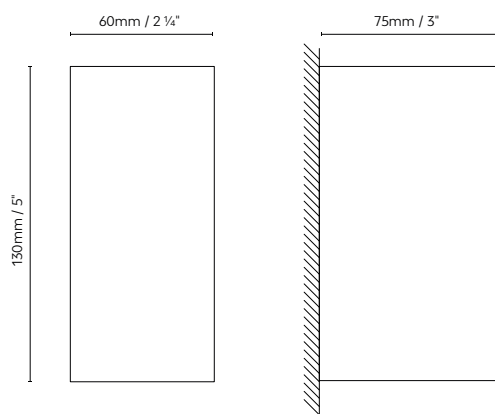
**BLOK C10**



**BLOK C10 ORIENTABLE**



**BLOK W 1L / BLOK W 2L**



● Silver (satin)    ○ White (matte)    ● Bronze

842400	<b>BLOK C10</b> SILVER	LED PAR16 5W (Gu10)
842401	<b>BLOK C10</b> WHITE	
842402	<b>BLOK C10</b> BRONZE	
842410	<b>BLOK C10 ORIENTABLE</b> SILVER	LED PAR16 5W (Gu10)
842411	<b>BLOK C10 ORIENTABLE</b> WHITE	
842412	<b>BLOK C10 ORIENTABLE</b> BRONZE	
842100	<b>BLOK W 1L</b> SILVER	LED PAR16 5W (Gu10)
842101	<b>BLOK W 1L</b> WHITE	
842102	<b>BLOK W 1L</b> BRONZE	
842105	<b>BLOK W 2L</b> SILVER	LED PAR16 2 x 5W (Gu10)
842106	<b>BLOK W 2L</b> WHITE	
842107	<b>BLOK W 2L</b> BRONZE	

**B.lux**

# Miniblok

by  
David Abad

Architectural  
lighting

A family of small lamps composed of a surface-mounted ceiling lamp emitting direct light (C), and two wall versions. The wall lamps are available with a single light (W5), that can be direct or indirect, or with two lights (W10), one direct and one indirect. The Miniblok is made of solid mechanised aluminium, with anodised satin silver or textured matte white finishes. External transformer.

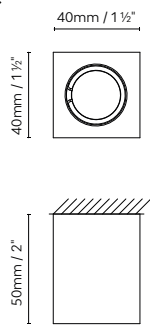
Familia de luminarias de dimensiones reducidas compuesta por una luminaria de techo de superficie que emite luz directa (C), y dos apliques. Los apliques están disponibles con una única luz (W5) que puede ser directa o indirecta, o con dos luces (W10): una directa y otra indirecta. Miniblok se fabrica en sólido de aluminio mecanizado, en acabados anodizado plata satinado, blanco mate texturado o bronce. Transformador exterior.

Leuchtenfamilie mit verkleinerten Leuchtenkörpern, bestehend aus einer aufmontierten Deckenleuchte mit direktem Licht (C) und zwei unterschiedlichen Wandleuchten. Die Wandleuchten sind verfügbar entweder mit einzelner Lichtquelle (W5) für direkte oder indirekte Beleuchtung oder mit zwei Lichtquellen (W10), die eine für direkte, die andere für indirekte Beleuchtung. Miniblok wird aus solidem nachbearbeitetem Aluminium in den Ausführungen anodisiert silber-matt oder weiß-matt texturiert hergestellt. Transformator nicht integriert.

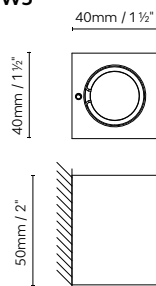




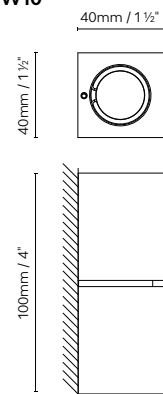
### MINIBLOK C



### MINIBLOK W5



### MINIBLOK W10



Silver (satin)
  White (matte)
  Bronze

843410	<b>MINIBLOK C SILVER</b>	
843411	<b>MINIBLOK C WHITE</b>	LED 2,1W 200lm 700mA 3000K CRI≥90
843412	<b>MINIBLOK C LED BRONZE</b>	

843105	<b>MINIBLOK W5 SILVER</b>	
843106	<b>MINIBLOK W5 WHITE</b>	LED 2,1W 200lm 700mA 3000K CRI≥90
843107	<b>MINIBLOK W5 LED BRONZE</b>	

843115	<b>MINIBLOK W10 SILVER</b>	
843116	<b>MINIBLOK W10 WHITE</b>	LED 2 x 2,1W 400lm 700mA 3000K CRI≥90
843117	<b>MINIBLOK W10 LED BRONZE</b>	

**B.lux**

# Deep Cove System

by  
**David Abad**

**Architectural  
lighting**

Trimless lighting system featuring an extruded aluminium profile specifically designed to achieve cornice effects and trimless backlit perimeter spaces, with the capacity to install hidden projectors, or both. For spot lighting, the system allows for the installation of the Deep Cove Spot projector at any point along the profile. Optimum lighting, completely invisible from any angle. Features multiple applications. Easy installation. Deep Cove System is custom-made according to the customer's specifications. Finished in natural aluminium, for integration into the architecture's finish. Inquire about other finishes.

Sistema de iluminación trimless de perfilería de aluminio extruido, específicamente concebido para conseguir efectos cornisa y espacios perimetrales retroiluminados trimless, con posibilidad de instalar proyectores ocultos, o ambos. Para iluminaciones puntuales, permite la instalación del proyector Deep Cove Spot, en cualquier punto del perfil. Óptima iluminación, totalmente invisible desde cualquier ángulo. Permite múltiples aplicaciones. Fácil instalación. Deep Cove System se fabrica ajustándose al proyecto del cliente. El acabado es aluminio natural, para integrarse en el acabado de la arquitectura. Otros acabados, consultar.

Eingelassenes Trimless-Beleuchtungssystem mit Schienen aus extrudiertem Aluminium, speziell entwickelt für Gesimse und eine nahtlose, umlaufende Ausleuchtung von Räumen. Für Punktbeleuchtung lässt sich bei dem System an jeder beliebigen Stelle der Schiene der Strahler Deep Cove Spot installieren. Optimale Beleuchtung, die aus jedem Winkel unsichtbar bleibt. Erlaubt diverse Anwendungen. Einfache Installation. Deep Cove System wird nach den Vorgaben des Kunden speziell für sein Projekt angefertigt. Ausführungen: Aluminium Natur, in die Verkleidungselemente der Architektur zu integrieren. Weitere Ausführungen auf Anfrage.

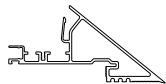


Deep Cove System



DEEP COVE SYSTEM PROFILES

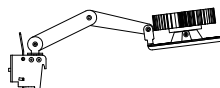
Profile



LED



DEEP COVE SYSTEM SPOT LED



ACCESSORIES DEEP COVE SYSTEM SPOT

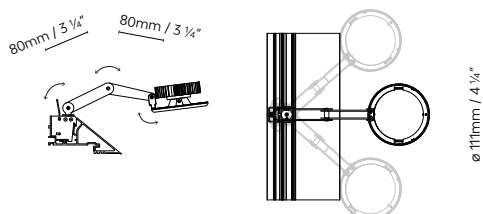
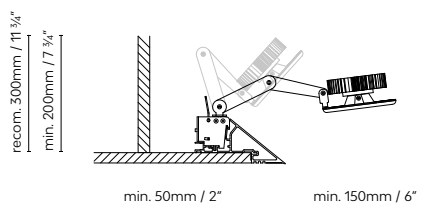
**Deep Decorative Ring QR-111**  
+ Honeycomb Grille Mesh



**Deep Decorative Ring CDMR-111**  
+ Honeycomb Grille Mesh



DEEP COVE SYSTEM SPOT (ADJUSTABLE)



**Profile:**  Aluminium

**Accessories:**  Black

852100 **DEEP COVE SYSTEM PROFILE**

852110 **DEEP COVE SYSTEM LED HOLDER PROFILE**

852440 **DEEP COVE SYSTEM SPOT LED**

LED 12,6W 1380lm 700mA 2700K CRI≥90 110-230V DIM PUSH / 1-10V

852427 **DEEP DECORATIVE RING**

852428 **DEEP DECORATIVE RING LED + HONEYCOMB GRILLE MESH**



REQUEST

**B.lux**

# Deep System


by  
David Abad

Architectural  
lighting

Trimless extruded aluminium lighting system for recessed installation, creating a linear and continuous opening. It offers the possibility of installing LED projectors (Deep System Cardan or Deep System Spot), or LED modules (Deep System LED LINE). The Deep System includes the option of a triple track. Available in a matte black finish.

Sistema de iluminación trimless de perfilaría de aluminio extruído para empotrar, que crea una abertura lineal y continua. Ofrece la posibilidad de instalar proyectores LED (Deep System Cardan o Deep System Spot) o módulos LED (Deep System LED LINE). Deep System incluye la posibilidad de incorporar carril trifásico. Disponible en acabado negro mate.

Trimless-Beleuchtungssystem mit eingelassenen Schienen aus extrudiertem Aluminium. Sorgt für lineare, einheitliche Lichtwirkung. Es lassen sich LED Strahler installieren (Deep System Cardan oder Deep System Spot), LED-Module (Deep System LED LINE). Deep System bietet die Möglichkeit, eine Dreiphasenschiene zu integrieren. Verfügbar in mattschwarz Aluminium.




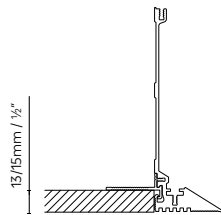
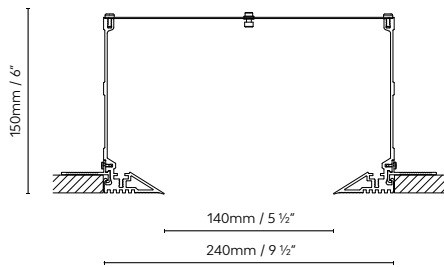
# Deep System



## DEEP SYSTEM BOX

Installation Scheme for 13 and 15 mm.  
Pladur Ceiling.

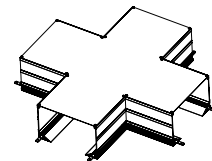
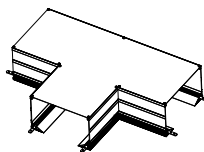
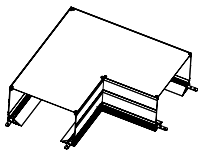
## DEEP SYSTEM SIDE COVERS



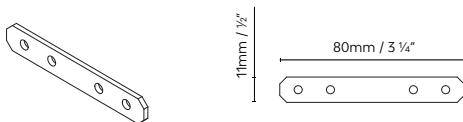
## DEEP SYSTEM L CONEXION

## DEEP SYSTEM T CONEXION

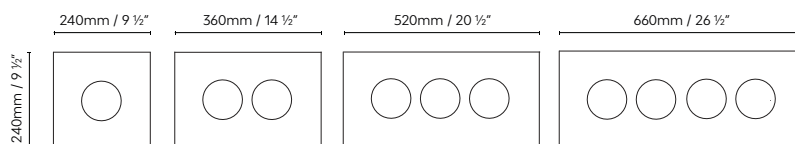
## DEEP SYSTEM X CONEXION



## Deep System 180° Angle

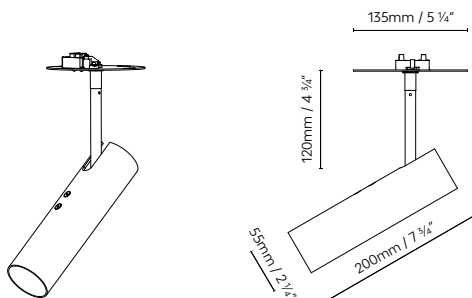


## \* Accessories

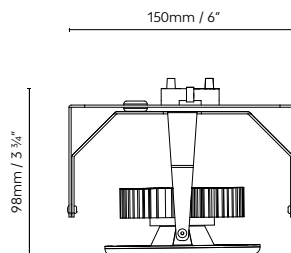




DEEP SYSTEM SPOT 55



DEEP SYSTEM CARDAN LED



A+

Deep System Cardan Lense 15°



Deep System Cardan Lense 25°

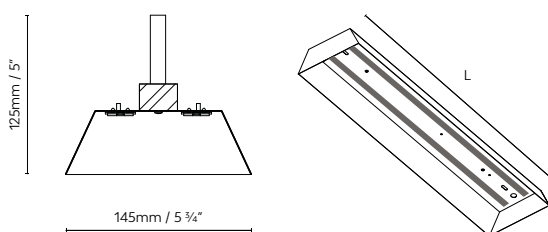


Deep System Cardan Lense 40°



\* Decorative Ring for Deep Cardan

DEEP SYSTEM LED LINE



852530L (L: 575mm / 22 3/4")  
 852531L (L: 875mm / 34 1/4")  
 852532L (L: 1175mm / 46 1/4")  
 852533L (L: 1475mm / 58")

DEEP DECORATIVE RING  
 HONEYCOMB GRILLE MESH



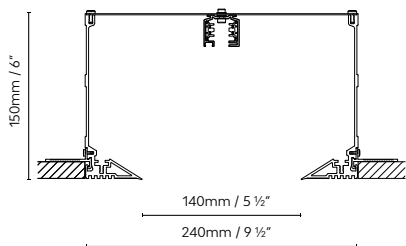
DEEP SYSTEM: ● Black (matte)      SPOT: ○ White (matte)      ● Black (matte)

852500	<b>DEEP SYSTEM BOX</b>	
852505	<b>DEEP SYSTEM SIDE COVERS (2 un.)</b>	
852410 852411	<b>DEEP SYSTEM SPOT 55 LED BLACK</b> <b>DEEP SYSTEM SPOT 55 LED WHITE</b>	LED 8,8W 770lm 250mA 2700K CRI≥90 230V
852415 852416	<b>DEEP SYSTEM SPOT 55 GU10 BLACK</b> <b>DEEP SYSTEM SPOT 55 GU10 WHITE</b>	LED
852426	<b>DEEP SYSTEM CARDAN LED</b>	LED 12,6W 1380lm 700mA 2700K CRI≥90 110-230V DIM PUSH / 1-10V
852426A 852426B 852426C	<b>DEEP SYSTEM CARDAN LENSE 15°</b> <b>DEEP SYSTEM CARDAN LENSE 25°</b> <b>DEEP SYSTEM CARDAN LENSE 40°</b>	
852530L	<b>DEEP SYSTEM LED LINE 600</b>	LED 2 x 10,2W 3536lm 450mA 3000K CRI≥90 230V DIM PUSH / 1-10V
852531L	<b>DEEP SYSTEM LED LINE 900</b>	LED 2 x 10,2W 3536lm 450mA 3000K CRI≥90 230V DIM PUSH / 1-10V
852532L	<b>DEEP SYSTEM LED LINE 1200</b>	LED 2 X 20,5W 7072lm 450mA 3000K CRI≥90 230V DIM PUSH / 1-10V
852533L	<b>DEEP SYSTEM LED LINE 1500</b>	LED 2 x 25,4W 8840lm 450mA 3000K CRI≥90 230V DIM PUSH / 1-10V
852506 852507 852508	<b>DEEP SYSTEM L CONEXION</b> <b>DEEP SYSTEM T CONEXION</b> <b>DEEP SYSTEM X CONEXION</b>	
852427 852428	<b>DEEP DECORATIVE RING LED</b> <b>DEEP DECORATIVE RING LED + HONEYCOMB GRILLE MESH</b>	

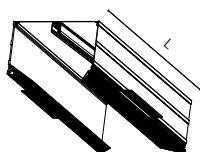
Deep System



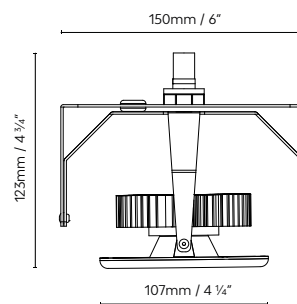
DEEP SYSTEM ADAPTER BOX



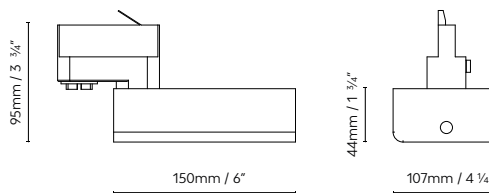
Deep System Adapter Metro



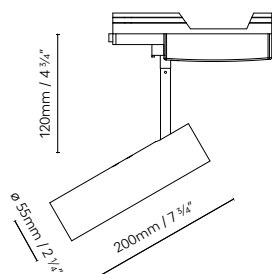
DEEP SYSTEM CARDAN ADAPTER LED



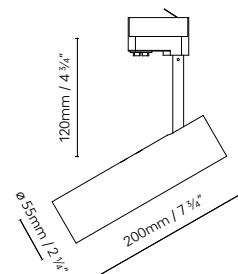
LED Adapter



DEEP SYSTEM SPOT 55 ADAPTER LED



DEEP SYSTEM SPOT 55 ADAPTER GU10



DEEP SYSTEM: ● Black (matte)      SPOT: ○ White (matte)      ● Black (matte)

852610	DEEP SYSTEM SPOT 55 ADAPTER LED BLACK	LED 8,8W 770lm 250mA 2700K CRI≥90 230V
852611	DEEP SYSTEM SPOT 55 ADAPTER LED WHITE	
852615	DEEP SYSTEM SPOT 55 ADAPTER GU10 BLACK	LED
852616	DEEP SYSTEM SPOT 55 ADAPTER GU10 WHITE	
852626	DEEP SYSTEM CARDAN ADAPTER LED	

**B.lux**

# Deep R

by  
David Abad

Architectural  
lighting

Trimless, extruded aluminium profile lamps which create a sensation of depth in the ceiling. Adjustable and direct light. It offers the possibility of installing LED projectors. Black matte finish.

Luminarias empotrables trimless de perfilera de aluminio extruido, que crean una profundidad en el techo. Luz orientable y directa. Ofrece la posibilidad de instalar proyectores LED. Acabado: negro mate.

Nahtlose Trimless-Einbauleuchten mit Schienen aus extrudiertem Aluminium. Schaffen Tiefenwirkung an der Decke. Ausrichtbare, direkte Beleuchtung. Ausgelegt für Strahler mit LED. Ausführung: Schwarz matt.



**DEEP R25**

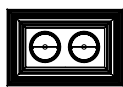
140mm / 5 1/2"



240mm / 9 1/2"

**DEEP R40**

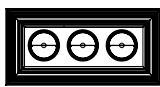
280mm / 11"



380mm / 15"

**DEEP R55**

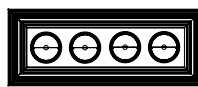
420mm / 16 1/2"



520mm / 20 1/2"

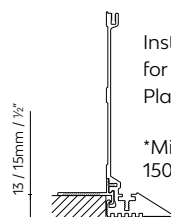
**DEEP R70**

560mm / 22"



660mm / 26"

140mm / 5 1/2"



Installation Scheme  
for 13 and 15mm.  
Pladur Ceiling.

\*Minimum depth:  
150mm / 6"

● Black (matte)

852400	<b>DEEP R25</b> LED	LED 12,6W 1380lm 700mA 3000K CRI≥90 110-230V DIM PUSH / 1-10V
852401	<b>DEEP R40</b> LED	LED 2 x 12,6W 2760lm 700mA 3000K CRI≥90 230V DIM PUSH / 1-10V
852402	<b>DEEP R55</b> LED	LED 3 x 12,6W 4140lm 700mA 3000K CRI≥90 230V DIM PUSH / 1-10V
852403	<b>DEEP R70</b> LED	LED 4 x 12,6W 5520lm 700mA 3000K CRI≥90 230V DIM PUSH / 1-10V



**B.lux**

# Marc

by  
**David Abad**

**Architectural  
lighting**


A LED lamp collection composed of a suspension (S), ceiling (C), and two wall (W and ARM) versions. Made of aluminium, they feature an opal polycarbonate diffuser and emit direct (1L) or indirect (1L) light, or both (2L), except for the Marc C (1L). The entire collection is available in different finishes: matte grey, satin white, satin black, and oak laminate. A version featuring two “on” settings and a dimmer version are available. Other measurements, finishes and an emergency kit are optional.

Colección de luminarias LED formada por suspensión (S), techo (C), y dos apliques (W y ARM). Fabricadas en aluminio, portan un difusor de policarbonato opal y emiten luz directa (1L), indirecta (1L), o ambas (2L), a excepción de Marc C (1L). Toda la colección se comercializa en diferentes acabados: gris mate, blanco satinado, negro satinado y laminado de madera natural de roble. Disponible versión dos encendidos y versión dimmer. Otras medidas, otros acabados y kit de emergencia, opcionales.

LED Leuchtenkollektion mit Hängeleuchte (S), Deckenleuchte (C) und zwei Ausführungen als Wandleuchte (W und ARM). Hergestellt aus Aluminium, opalweißer Polycarbonatdiffusor, für direktes Licht (1L), indirektes (1L) oder beides (2L); ausgenommen Marc C (1L). Die gesamte Kollektion ist verfügbar in verschiedenen Ausführungen: matt-grau, weiß satiniert, schwarz satiniert und furniert mit Eichenholz. Versionen mit zwei Schaltstufen oder Dimmer verfügbar. Es gibt auf Wunsch Ausführungen mit anderen Abmessungen und ein Notbeleuchtungs-Set.

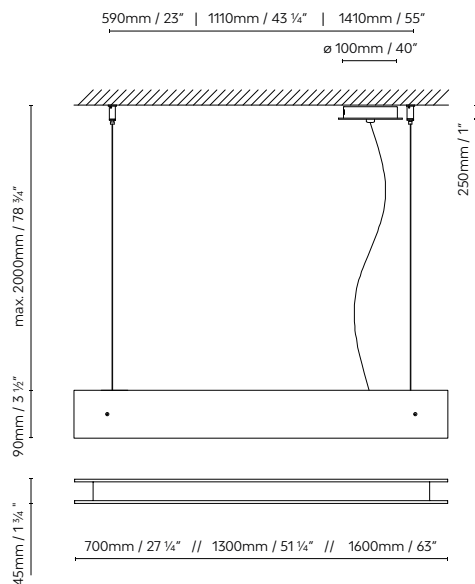


Marc





MARC S (1L - 2L)

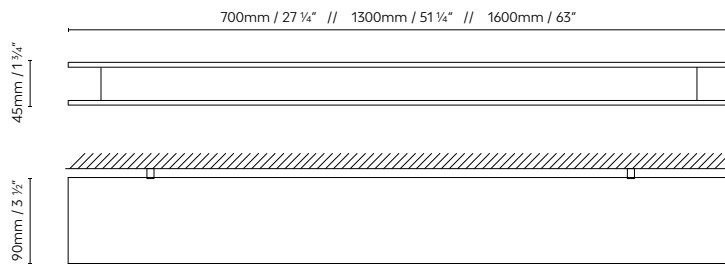


○ White (matte)   ● Black (satin)   ● Grey (matte)   ● Oak

839350	<b>MARC S70 (1L)</b> LED GREY	LED 10,2W 1768lm	839355	<b>MARC S70 (2L)</b> LED GREY	LED 2 x 10,2W
839351	<b>MARC S70 (1L)</b> LED WHITE	450mA 3000K	839356	<b>MARC S70 (2L)</b> LED WHITE	3536lm 450mA
839352	<b>MARC S70 (1L)</b> LED BLACK	CRI≥90 110-230V	839357	<b>MARC S70 (2L)</b> LED BLACK	3000K CRI≥90 230V
839353	<b>MARC S70 (1L)</b> LED OAK		839358	<b>MARC S70 (2L)</b> LED OAK	
839350D	<b>MARC S70 (1L)</b> LED DIM GREY	LED 10,2W 1768lm	839355D	<b>MARC S70 (2L)</b> LED DIM GREY	LED 2 x 10,2W
839351D	<b>MARC S70 (1L)</b> LED DIM WHITE	450mA 3000K	839356D	<b>MARC S70 (2L)</b> LED DIM WHITE	3536lm 450mA
839352D	<b>MARC S70 (1L)</b> LED DIM BLACK	CRI≥90 110-230V	839357D	<b>MARC S70 (2L)</b> LED DIM BLACK	3000K CRI≥90 230V
839353D	<b>MARC S70 (1L)</b> LED DIM OAK	DIM PUSH / DALI	839358D	<b>MARC S70 (2L)</b> LED DIM OAK	DIM PUSH / DALI
839360	<b>MARC S130 (1L)</b> LED GREY	LED 20,5W 3536lm	839365	<b>MARC S130 (2L)</b> LED GREY	LED 2 x 20,5W
839361	<b>MARC S130 (1L)</b> LED WHITE	450mA 3000K	839366	<b>MARC S130 (2L)</b> LED WHITE	7072lm 450mA
839362	<b>MARC S130 (1L)</b> LED BLACK	CRI≥90 230V	839367	<b>MARC S130 (2L)</b> LED BLACK	3000K CRI≥90 230V
839363	<b>MARC S130 (1L)</b> LED OAK		839368	<b>MARC S130 (2L)</b> LED OAK	
839360D	<b>MARC S130 (1L)</b> LED DIM GREY	LED 20,5W 3536lm	839365D	<b>MARC S130 (2L)</b> LED DIM GREY	LED 2 x 20,5W
839361D	<b>MARC S130 (1L)</b> LED DIM WHITE	450mA 3000K	839366D	<b>MARC S130 (2L)</b> LED DIM WHITE	7072lm 450mA
839362D	<b>MARC S130 (1L)</b> LED DIM BLACK	CRI≥90 230V	839367D	<b>MARC S130 (2L)</b> LED DIM BLACK	3000K CRI≥90 230V
839363D	<b>MARC S130 (1L)</b> LED DIM OAK	DIM PUSH / DALI	839368D	<b>MARC S130 (2L)</b> LED DIM OAK	DIM PUSH / DALI
839370	<b>MARC S160 (1L)</b> LED GREY	LED 25,4W 4420lm	839375	<b>MARC S160 (2L)</b> LED GREY	LED 2 x 25,4W
839371	<b>MARC S160 (1L)</b> LED WHITE	450mA 3000K	839376	<b>MARC S160 (2L)</b> LED WHITE	8840lm 450mA
839372	<b>MARC S160 (1L)</b> LED BLACK	CRI≥90 230V	839377	<b>MARC S160 (2L)</b> LED BLACK	3000K CRI≥90 230V
839373	<b>MARC S160 (1L)</b> LED OAK		839378	<b>MARC S160 (2L)</b> LED OAK	
839370D	<b>MARC S160 (1L)</b> LED DIM GREY	LED 25,4W 4420lm	839375D	<b>MARC S160 (2L)</b> LED DIM GREY	LED 2 x 25,4W
839371D	<b>MARC S160 (1L)</b> LED DIM WHITE	450mA 3000K	839376D	<b>MARC S160 (2L)</b> LED DIM WHITE	8840lm 450mA
839372D	<b>MARC S160 (1L)</b> LED DIM BLACK	CRI≥90 230V	839377D	<b>MARC S160 (2L)</b> LED DIM BLACK	3000K CRI≥90 230V
839373D	<b>MARC S160 (1L)</b> LED DIM OAK	DIM PUSH / DALI	839378D	<b>MARC S160 (2L)</b> LED DIM OAK	DIM PUSH / DALI



## MARC C



○ White (matte) ● Black (satin) ● Grey (matte) ● Oak

839450	<b>MARC C70 (1L)</b> LED GREY	LED 10,2W 1768lm
839451	<b>MARC C70 (1L)</b> LED WHITE	450mA 3000K
839452	<b>MARC C70 (1L)</b> LED BLACK	CRI≥90 110-230V
839453	<b>MARC C70 (1L)</b> LED OAK	


839450D	<b>MARC C70 (1L)</b> LED DIM GREY	LED 10,2W 1768lm
839451D	<b>MARC C70 (1L)</b> LED DIM WHITE	450mA 3000K
839452D	<b>MARC C70 (1L)</b> LED DIM BLACK	CRI≥90 110-230V
839453D	<b>MARC C70 (1L)</b> LED DIM OAK	DIM PUSH / DALI

839460	<b>MARC C130 (1L)</b> LED GREY	LED 20,5W 3536lm
839461	<b>MARC C130 (1L)</b> LED WHITE	450mA 3000K
839462	<b>MARC C130 (1L)</b> LED BLACK	CRI≥90 230V
839463	<b>MARC C130 (1L)</b> LED OAK	

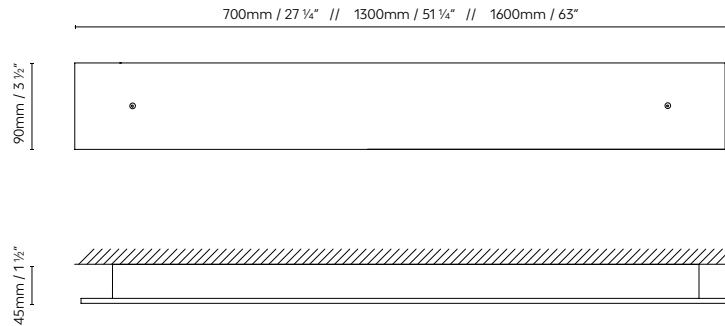
839460D	<b>MARC C130 (1L)</b> LED DIM GREY	LED 20,5W 3536lm
839461D	<b>MARC C130 (1L)</b> LED DIM WHITE	450mA 3000K
839462D	<b>MARC C130 (1L)</b> LED DIM BLACK	CRI≥90 230V
839463D	<b>MARC C130 (1L)</b> LED DIM OAK	DIM PUSH / DALI

839470	<b>MARC C160 (1L)</b> LED GREY	LED 25,4W 4420lm
839471	<b>MARC C160 (1L)</b> LED WHITE	450mA 3000K
839472	<b>MARC C160 (1L)</b> LED BLACK	CRI≥90 230V
839473	<b>MARC C160 (1L)</b> LED OAK	

839470D	<b>MARC C160 (1L)</b> LED DIM GREY	LED 25,4W 4420lm
839471D	<b>MARC C160 (1L)</b> LED DIM WHITE	450mA 3000K
839472D	<b>MARC C160 (1L)</b> LED DIM BLACK	CRI≥90 230V
839473D	<b>MARC C160 (1L)</b> LED DIM OAK	DIM PUSH / DALI



## MARC W (1L - 2L)



○ White (matte)   ● Black (satin)   ● Grey (matte)   ● Oak

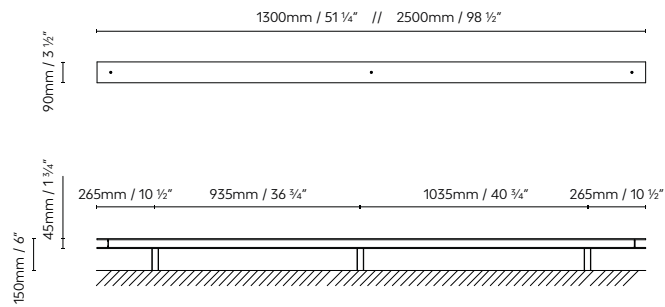
839150	<b>MARC W70 (1L)</b> LED GREY	LED 10,2W 1768lm	839155	<b>MARC W70 (2L)</b> LED GREY	LED 2 x 10,2W 3536lm
839151	<b>MARC W70 (1L)</b> LED WHITE	450mA 3000K	839156	<b>MARC W70 (2L)</b> LED WHITE	450mA 3000K
839152	<b>MARC W70 (1L)</b> LED BLACK	CRI≥90 110-230V	839157	<b>MARC W70 (2L)</b> LED BLACK	CRI≥90 230V
839153	<b>MARC W70 (1L)</b> LED OAK		839158	<b>MARC W70 (2L)</b> LED OAK	
839150D	<b>MARC W70 (1L)</b> LED DIM GREY	LED 10,2W 1768lm	839155D	<b>MARC W70 (2L)</b> LED DIM GREY	LED 2 x 10,2W 3536lm
839151D	<b>MARC W70 (1L)</b> LED DIM WHITE	450mA 3000K	839156D	<b>MARC W70 (2L)</b> LED DIM WHITE	450mA 3000K
839152D	<b>MARC W70 (1L)</b> LED DIM BLACK	CRI≥90 110-230V	839157D	<b>MARC W70 (2L)</b> LED DIM BLACK	CRI≥90 230V
839153D	<b>MARC W70 (1L)</b> LED DIM OAK	DIM PUSH / DALI	839158D	<b>MARC W70 (2L)</b> LED DIM OAK	DIM PUSH / DALI
839160	<b>MARC W130 (1L)</b> LED GREY	LED 20,5W 3536lm	839165	<b>MARC W130 (2L)</b> LED GREY	LED 2 x 20,5W 7072lm
839161	<b>MARC W130 (1L)</b> LED WHITE	450mA 3000K	839166	<b>MARC W130 (2L)</b> LED WHITE	450mA 3000K
839162	<b>MARC W130 (1L)</b> LED BLACK	CRI≥90 230V	839167	<b>MARC W130 (2L)</b> LED BLACK	CRI≥90 230V
839163	<b>MARC W130 (1L)</b> LED OAK		839168	<b>MARC W130 (2L)</b> LED OAK	
839160D	<b>MARC W130 (1L)</b> LED DIM GREY	LED 20,5W 3536lm	839165D	<b>MARC W130 (2L)</b> LED DIM GREY	LED 2 x 20,5W 7072lm
839161D	<b>MARC W130 (1L)</b> LED DIM WHITE	450mA 3000K	839166D	<b>MARC W130 (2L)</b> LED DIM WHITE	450mA 3000K
839162D	<b>MARC W130 (1L)</b> LED DIM BLACK	CRI≥90 230V	839167D	<b>MARC W130 (2L)</b> LED DIM BLACK	CRI≥90 230V
839163D	<b>MARC W130 (1L)</b> LED DIM OAK	DIM PUSH / DALI	839168D	<b>MARC W130 (2L)</b> LED DIM OAK	DIM PUSH / DALI
839170	<b>MARC W160 (1L)</b> LED GREY	LED 25,4W 4420lm	839175	<b>MARC W160 (2L)</b> LED GREY	LED 2 x 25,4W 8840lm
839171	<b>MARC W160 (1L)</b> LED WHITE	450mA 3000K	839176	<b>MARC W160 (2L)</b> LED WHITE	450mA 3000K
839172	<b>MARC W160 (1L)</b> LED BLACK	CRI≥90 230V	839177	<b>MARC W160 (2L)</b> LED BLACK	CRI≥90 230V
839173	<b>MARC W160 (1L)</b> LED OAK		839178	<b>MARC W160 (2L)</b> LED OAK	
839170D	<b>MARC W160 (1L)</b> LED DIM GREY	LED 25,4W 4420lm	839175D	<b>MARC W160 (2L)</b> LED DIM GREY	LED 2 x 25,4W 8840lm
839171D	<b>MARC W160 (1L)</b> LED DIM WHITE	450mA 3000K	839176D	<b>MARC W160 (2L)</b> LED DIM WHITE	450mA 3000K
839172D	<b>MARC W160 (1L)</b> LED DIM BLACK	CRI≥90 230V	839177D	<b>MARC W160 (2L)</b> LED DIM BLACK	CRI≥90 230V
839173D	<b>MARC W160 (1L)</b> LED DIM OAK	DIM PUSH / DALI	839178D	<b>MARC W160 (2L)</b> LED DIM OAK	DIM PUSH / DALI

Marc



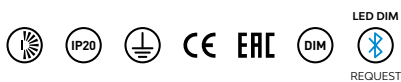


## MARC ARM (1L - 2L)



White (matte)   
  Black (satin)   
  Grey (matte)   
  Oak

839560	<b>MARC ARM130 (1L)</b> LED GREY	LED 20,5W 3536lm	839565	<b>MARC ARM130 (2L)</b> LED GREY	LED 2 x 20,5W
839561	<b>MARC ARM130 (1L)</b> LED WHITE	450mA 3000K	839566	<b>MARC ARM130 (2L)</b> LED WHITE	7072lm 450mA
839562	<b>MARC ARM130 (1L)</b> LED BLACK	CRI≥90 230V	839567	<b>MARC ARM130 (2L)</b> LED BLACK	3000K CRI≥90 230V
839563	<b>MARC ARM130 (1L)</b> LED OAK		839568	<b>MARC ARM130 (2L)</b> LED OAK	
839560D	<b>MARC ARM130 (1L)</b> LED DIM GREY	LED 20,5W 3536lm	839565D	<b>MARC ARM130 (2L)</b> LED DIM GREY	LED 2 x 20,5W
839561D	<b>MARC ARM130 (1L)</b> LED DIM WHITE	450mA 3000K	839566D	<b>MARC ARM130 (2L)</b> LED DIM WHITE	7072lm 450mA
839562D	<b>MARC ARM130 (1L)</b> LED DIM BLACK	CRI≥90 230V	839567D	<b>MARC ARM130 (2L)</b> LED DIM BLACK	3000K CRI≥90 230V
839563D	<b>MARC ARM130 (1L)</b> LED DIM OAK	DIM PUSH / DALI	839568D	<b>MARC ARM130 (2L)</b> LED DIM OAK	DIM PUSH / DALI
839580	<b>MARC ARM250 (1L)</b> LED GREY	LED 43,2W 7514lm	839585	<b>MARC ARM250 (2L)</b> LED GREY	LED 2 x 43,2W
839581	<b>MARC ARM250 (1L)</b> LED WHITE	450mA 3000K	839586	<b>MARC ARM250 (2L)</b> LED WHITE	15028lm 450mA
839582	<b>MARC ARM250 (1L)</b> LED BLACK	CRI≥90 230V	839587	<b>MARC ARM250 (2L)</b> LED BLACK	3000K CRI≥90 230V
839583	<b>MARC ARM250 (1L)</b> LED OAK		839588	<b>MARC ARM250 (2L)</b> LED OAK	
839580D	<b>MARC ARM250 (1L)</b> LED DIM GREY	LED 43,2W 7514lm	839585D	<b>MARC ARM250 (2L)</b> LED DIM GREY	LED 2 x 43,2W
839581D	<b>MARC ARM250 (1L)</b> LED DIM WHITE	450mA 3000K	839586D	<b>MARC ARM250 (2L)</b> LED DIM WHITE	15028lm 450mA
839582D	<b>MARC ARM250 (1L)</b> LED DIM BLACK	CRI≥90 230V	839587D	<b>MARC ARM250 (2L)</b> LED DIM BLACK	3000K CRI≥90 230V
839583D	<b>MARC ARM250 (1L)</b> LED DIM OAK	DIM PUSH / DALI	839588D	<b>MARC ARM250 (2L)</b> LED DIM OAK	DIM PUSH / DALI



**B.lux**

# Marc Dos

by  
**David Abad**

**Architectural  
lighting**

A collection of LED lamps composed of suspension (S) and wall (W) versions, made of aluminium and with an opal polycarbonate diffuser. They emit direct (1L) or indirect (1L) light, or both (2L). Available in various finishes: matte grey, satin white, satin black, or oak laminate. A version featuring two “on” settings and a dimmer version are also available. Other measurements, finishes and an emergency kit are optional.

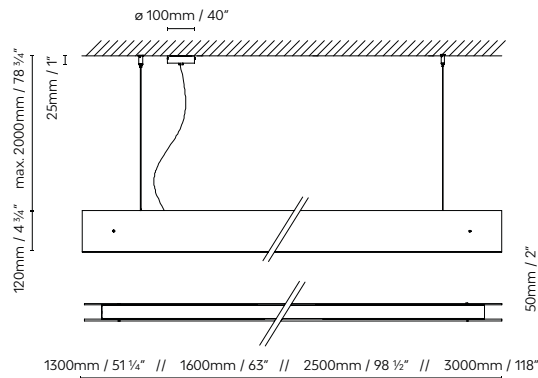
Colección de luminarias LED compuesta por suspensión (S) y aplique (W), fabricadas en aluminio y difusor de policarbonato opal. Emiten luz directa (1L), indirecta (1L), o ambas (2L). Disponibles en varios acabados: gris mate, blanco satinado, negro satinado, o laminado de madera natural de roble. Disponible versión dos encendidos y versión dimmer. Otras medidas, otros acabados y kit de emergencia, opcionales.

LED Leuchtenkollektion mit Hängeleuchte (S) und Wandleuchte (W), Leuchtenkörper aus Aluminium, opalweißer Polycarbonatdiffusor. Geben direktes Licht (1L), indirektes Licht (1L) oder beides (2L) ab. Verfügbar in mehreren Ausführungen: matt-grau, weiß satiniert, schwarz satiniert oder furniert mit Eichenholz. Versionen mit zwei Schaltstufen oder Dimmer verfügbar. Es gibt auf Wunsch Ausführungen mit anderen Abmessungen und ein Notbeleuchtungs-Set.





## MARC DOS S (1L - 2L)



○ White (matte)   ● Black (satin)   ● Grey (matte)   ● Oak

841350	<b>MARC DOS S130 (1L)</b> LED GREY	LED 20,5W 3536lm
841351	<b>MARC DOS S130 (1L)</b> LED WHITE	450mA 3000K
841352	<b>MARC DOS S130 (1L)</b> LED BLACK	CRI≥90 230V
841353	<b>MARC DOS S130 (1L)</b> LED OAK	

841350D	<b>MARC DOS S130 (1L)</b> LED DIM GREY	LED 20,5W 3536lm
841351D	<b>MARC DOS S130 (1L)</b> LED DIM WHITE	450mA 3000K
841352D	<b>MARC DOS S130 (1L)</b> LED DIM BLACK	CRI≥90 230V
841353D	<b>MARC DOS S130 (1L)</b> LED DIM OAK	DIM PUSH / DALI

841355	<b>MARC DOS S130 (2L)</b> LED GREY	LED 2 x 20,5W
841356	<b>MARC DOS S130 (2L)</b> LED WHITE	7072lm 450mA
841357	<b>MARC DOS S130 (2L)</b> LED BLACK	3000K CRI≥90 230V
841358	<b>MARC DOS S130 (2L)</b> LED OAK	

841355D	<b>MARC DOS S130 (2L)</b> LED DIM GREY	LED 2 x 20,5W
841356D	<b>MARC DOS S130 (2L)</b> LED DIM WHITE	7072lm 450mA
841357D	<b>MARC DOS S130 (2L)</b> LED DIM BLACK	3000K CRI≥90 230V
841358D	<b>MARC DOS S130 (2L)</b> LED DIM OAK	DIM PUSH / DALI

841360	<b>MARC DOS S160 (1L)</b> LED GREY	LED 25,4W 4420lm
841361	<b>MARC DOS S160 (1L)</b> LED WHITE	450mA 3000K
841362	<b>MARC DOS S160 (1L)</b> LED BLACK	CRI≥90 230V
841363	<b>MARC DOS S160 (1L)</b> LED OAK	

841360D	<b>MARC DOS S160 (1L)</b> LED DIM GREY	LED 25,4W 4420lm
841361D	<b>MARC DOS S160 (1L)</b> LED DIM WHITE	450mA 3000K
841362D	<b>MARC DOS S160 (1L)</b> LED DIM BLACK	CRI≥90 230V
841363D	<b>MARC DOS S160 (1L)</b> LED DIM OAK	DIM PUSH / DALI

841365	<b>MARC DOS S160 (2L)</b> LED GREY	LED 2 x 25,4W
841366	<b>MARC DOS S160 (2L)</b> LED WHITE	8840lm 450mA
841367	<b>MARC DOS S160 (2L)</b> LED BLACK	3000K CRI≥90 230V
841368	<b>MARC DOS S160 (2L)</b> LED OAK	

841365D	<b>MARC DOS S160 (2L)</b> LED DIM GREY	LED 2 x 25,4W
841366D	<b>MARC DOS S160 (2L)</b> LED DIM WHITE	8840lm 450mA
841367D	<b>MARC DOS S160 (2L)</b> LED DIM BLACK	3000K CRI≥90 230V
841368D	<b>MARC DOS S160 (2L)</b> LED DIM OAK	DIM PUSH / DALI


841370	<b>MARC DOS S250 (1L)</b> LED GREY	LED 43,2W 7514lm
841371	<b>MARC DOS S250 (1L)</b> LED WHITE	450mA 3000K
841372	<b>MARC DOS S250 (1L)</b> LED BLACK	CRI≥90 230V
841373	<b>MARC DOS S250 (1L)</b> LED OAK	

841370D	<b>MARC DOS S250 (1L)</b> LED DIM GREY	LED 43,2W 7514lm
841371D	<b>MARC DOS S250 (1L)</b> LED DIM WHITE	450mA 3000K
841372D	<b>MARC DOS S250 (1L)</b> LED DIM BLACK	CRI≥90 230V
841373D	<b>MARC DOS S250 (1L)</b> LED DIM OAK	DIM PUSH / DALI

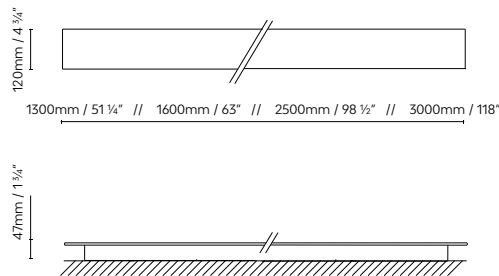
841375	<b>MARC DOS S250 (2L)</b> LED GREY	LED 2 x 43,2W
841376	<b>MARC DOS S250 (2L)</b> LED WHITE	15028lm 450mA
841377	<b>MARC DOS S250 (2L)</b> LED BLACK	3000K CRI≥90 230V
841378	<b>MARC DOS S250 (2L)</b> LED OAK	

841375D	<b>MARC DOS S250 (2L)</b> LED DIM GREY	LED 2 x 43,2W
841376D	<b>MARC DOS S250 (2L)</b> LED DIM WHITE	15028lm 450mA
841377D	<b>MARC DOS S250 (2L)</b> LED DIM BLACK	3000K CRI≥90 230V
841378D	<b>MARC DOS S250 (2L)</b> LED DIM OAK	DIM PUSH / DALI





## MARC DOS W (1L - 2L)



White (matte)   
  Black (satin)   
  Grey (matte)   
  Oak

841160	<b>MARC DOS W130 (1L)</b> LED GREY	LED 20,5W 3536lm	841175	<b>MARC DOS W160 (2L)</b> LED GREY	LED 2 x 25,4W
841161	<b>MARC DOS W130 (1L)</b> LED WHITE	450mA 3000K	841176	<b>MARC DOS W160 (2L)</b> LED WHITE	8840lm 450mA
841162	<b>MARC DOS W130 (1L)</b> LED BLACK	CRI≥90 230V	841177	<b>MARC DOS W160 (2L)</b> LED BLACK	3000K CRI≥90 230V
841163	<b>MARC DOS W130 (1L)</b> LED OAK		841178	<b>MARC DOS W160 (2L)</b> LED OAK	
841160D	<b>MARC DOS W130 (1L)</b> LED DIM GREY	LED 20,5W 3536lm	841175D	<b>MARC DOS W160 (2L)</b> LED DIM GREY	LED 2 x 25,4W
841161D	<b>MARC DOS W130 (1L)</b> LED DIM WHITE	450mA 3000K	841176D	<b>MARC DOS W160 (2L)</b> LED DIM WHITE	8840lm 450mA
841162D	<b>MARC DOS W130 (1L)</b> LED DIM BLACK	CRI≥90 230V	841177D	<b>MARC DOS W160 (2L)</b> LED DIM BLACK	3000K CRI≥90 230V
841163D	<b>MARC DOS W130 (1L)</b> LED DIM OAK	DIM PUSH / DALI	841178D	<b>MARC DOS W160 (2L)</b> LED DIM OAK	DIM PUSH / DALI
841165	<b>MARC DOS W130 (2L)</b> LED GREY	LED 2 x 20,5W	841150	<b>MARC DOS W250 (1L)</b> LED GREY	LED 43,2W 7514lm
841166	<b>MARC DOS W130 (2L)</b> LED WHITE	7072lm 450mA	841151	<b>MARC DOS W250 (1L)</b> LED WHITE	450mA 3000K
841167	<b>MARC DOS W130 (2L)</b> LED BLACK	3000K CRI≥90 230V	841152	<b>MARC DOS W250 (1L)</b> LED BLACK	CRI≥90 230V
841168	<b>MARC DOS W130 (2L)</b> LED OAK		841153	<b>MARC DOS W250 (1L)</b> LED OAK	
841165D	<b>MARC DOS W130 (2L)</b> LED DIM GREY	LED 2 x 20,5W	841150D	<b>MARC DOS W250 (1L)</b> LED DIM GREY	LED 43,2W 7514lm
841166D	<b>MARC DOS W130 (2L)</b> LED DIM WHITE	7072lm 450mA	841151D	<b>MARC DOS W250 (1L)</b> LED DIM WHITE	450mA 3000K
841167D	<b>MARC DOS W130 (2L)</b> LED DIM BLACK	3000K CRI≥90 230V	841152D	<b>MARC DOS W250 (1L)</b> LED DIM BLACK	CRI≥90 230V
841168D	<b>MARC DOS W130 (2L)</b> LED DIM OAK	DIM PUSH / DALI	841153D	<b>MARC DOS W250 (1L)</b> LED DIM OAK	DIM PUSH / DALI
841170	<b>MARC DOS W160 (1L)</b> LED GREY	LED 25,4W 4420lm	841155	<b>MARC DOS W250 (2L)</b> LED GREY	LED 2 x 43,2W
841171	<b>MARC DOS W160 (1L)</b> LED WHITE	450mA 3000K	841156	<b>MARC DOS W250 (2L)</b> LED WHITE	15028lm 450mA
841172	<b>MARC DOS W160 (1L)</b> LED BLACK	CRI≥90 230V	841157	<b>MARC DOS W250 (2L)</b> LED BLACK	3000K CRI≥90 230V
841173	<b>MARC DOS W160 (1L)</b> LED OAK		841158	<b>MARC DOS W250 (2L)</b> LED OAK	
841170D	<b>MARC DOS W160 (1L)</b> LED DIM GREY	LED 25,4W 4420lm	841155D	<b>MARC DOS W250 (2L)</b> LED DIM GREY	LED 2 x 43,2W
841171D	<b>MARC DOS W160 (1L)</b> LED DIM WHITE	450mA 3000K	841156D	<b>MARC DOS W250 (2L)</b> LED DIM WHITE	15028lm 450mA
841172D	<b>MARC DOS W160 (1L)</b> LED DIM BLACK	CRI≥90 230V	841157D	<b>MARC DOS W250 (2L)</b> LED DIM BLACK	3000K CRI≥90 230V
841173D	<b>MARC DOS W160 (1L)</b> LED DIM OAK	DIM PUSH / DALI	841158D	<b>MARC DOS W250 (2L)</b> LED DIM OAK	DIM PUSH / DALI

**B.lux**

# Roof

by  
**David Abad**

**Architectural  
lighting**

Wall or ceiling LED lamp (C/W),  
both individual (I) or double (II).  
All made of aluminium, with a  
transparent glass diffuser and  
diffuse light. Available in anodised  
satin silver or matte white finishes.

Luminaria LED de techo o aplique  
(C/W), tanto individual (I) como  
doble (II), todas ellas fabricadas  
en aluminio, con difusor de  
cristal y luz difusa. Disponibles en  
acabados anodizado plata satinado,  
o blanco mate.

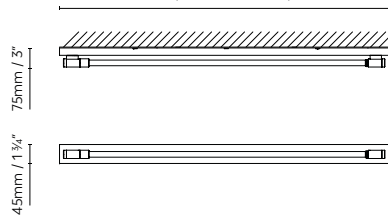
LED Wand- oder Deckenleuchte (C/W),  
sowohl als individuelle (I) wie auch  
als doppelte Ausführung (II), jeweils  
aus Aluminium mit transparentem  
Glasdiffusor und Streulicht.  
Erhältlich in den Ausführungen  
silbern anodisiert und satiniert oder  
matt-weiß.





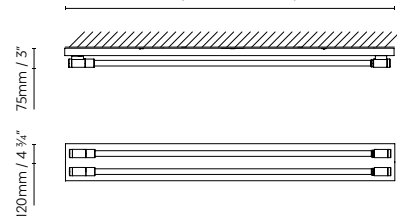
### ROOF C/W II

ROOF C/W I 70: 710mm / 28"  
 ROOF C/W I 130: 1310mm / 51 1/2"  
 ROOF C/W I 160: 1610mm / 63 1/2"



### ROOF C/W III

ROOF C/W I 70: 710mm / 28"  
 ROOF C/W I 130: 1310mm / 51 1/2"  
 ROOF C/W I 160: 1610mm / 63 1/2"



**ROOF C/W:** ● Silver (satin) ○ White (matte)

847100	<b>ROOF LED C/W I 70 SILVER</b>	LED 9,6W 910lm 24V
847101	<b>ROOF LED C/W I 70 WHITE</b>	2700K CRI≥90 230V
847100D	<b>ROOF LED C/W I 70 DIM SILVER</b>	LED 9,6W 910lm 24V
847101D	<b>ROOF LED C/W I 70 DIM WHITE</b>	2700K CRI≥90 230V DIM PUSH / DALI
847110	<b>ROOF LED C/W I 130 SILVER</b>	LED 21W 2002lm 24V
847111	<b>ROOF LED C/W I 130 WHITE</b>	2700K CRI≥90 230V
847110D	<b>ROOF LED C/W I 130 DIM SILVER</b>	LED 21W 2002lm 24V
847111D	<b>ROOF LED C/W I 130 DIM WHITE</b>	2700K CRI≥90 230V DIM PUSH / DALI
847120	<b>ROOF LED C/W I 160 SILVER</b>	LED 27W 2548lm 24V
847121	<b>ROOF LED C/W I 160 WHITE</b>	2700K CRI≥90 230V
847120D	<b>ROOF LED C/W I 160 DIM SILVER</b>	LED 27W 2548lm 24V
847121D	<b>ROOF LED C/W I 160 DIM WHITE</b>	2700K CRI≥90 230V DIM PUSH / DALI

847150	<b>ROOF LED C/W II 70 SILVER</b>	LED 2 x 9,6W 1820lm
847151	<b>ROOF LED C/W II 70 WHITE</b>	24V 2700K CRI≥90 230V
847150D	<b>ROOF LED C/W II 70 DIM SILVER</b>	LED 2 x 9,6W 1820lm
847151D	<b>ROOF LED C/W II 70 DIM WHITE</b>	24V 2700K CRI≥90 230V DIM PUSH / DALI
847160	<b>ROOF LED C/W II 130 SILVER</b>	LED 2 x 21W 4004lm
847161	<b>ROOF LED C/W II 130 WHITE</b>	24V 2700K CRI≥90 230V
847160D	<b>ROOF LED C/W II 130 DIM SILVER</b>	LED 2 x 21W 4004lm
847161D	<b>ROOF LED C/W II 130 DIM WHITE</b>	24V 2700K CRI≥90 230V DIM PUSH / DALI
847170	<b>ROOF LED C/W II 160 SILVER</b>	LED 2 x 27W 5096lm
847171	<b>ROOF LED C/W II 160 WHITE</b>	24V 2700K CRI≥90 230V
847170D	<b>ROOF LED C/W II 160 DIM SILVER</b>	LED 2 x 27W 5096lm
847171D	<b>ROOF LED C/W II 160 DIM WHITE</b>	24V 2700K CRI≥90 230V DIM PUSH / DALI

**B.lux**

# **Outdoor lighting**



**B.lux**

# AMS

by  
**David Abad**

**Outdoor  
lighting**

Range of outdoor lamps with geometric forms, available in three sizes. Made from corten steel or 316L stainless steel.

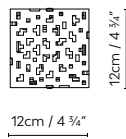
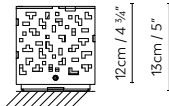
Familia de luminarias de exterior de formas geométricas, disponible en tres tamaños. Se fabrica en acero corten o acero inoxidable 316L.

Geometrisch designte Leuchten-Modellreihe für Außenbereiche, erhältlich in drei Größen. Wird in Cortenstahl oder 316L-Edelstahl hergestellt.

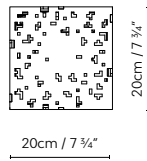
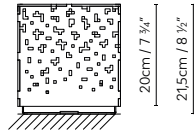




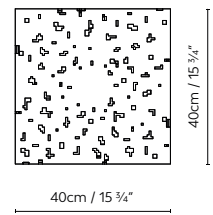
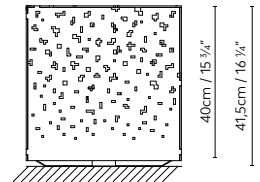
**AMS 12**



**AMS 20**



**AMS 40**



● Corten steel    ● Stainless steel 316L

712220	<b>AMS 12</b> CORTEN	LED 2,5W (G9)
712221	<b>AMS 12</b> INOX	
712200	<b>AMS 20</b> CORTEN	LED 10W (E27) / Fluó. 18W (E27)
712201	<b>AMS 20</b> INOX	
712210	<b>AMS 40</b> CORTEN	LED 13W (E27) / Fluó. 26W (E27)
712211	<b>AMS 40</b> INOX	



**B.lux**

# Blok Out

by  
David Abad

Outdoor  
lighting

Family of outdoor lamps composed of surface ceiling (C) and wall (W) models, made of aluminium and available in silver anodised or bronze finishes. The Blok Out C emits direct light, while the Blok Out W is sold with one light (direct or indirect) or two (indirect and direct).

Familia de luminarias de exterior compuesta por plafón de superficie (C) y aplique (W), fabricada en aluminio y disponible en acabado plata anodizado, bronce o corten pintado. Blok Out C emite luz directa, mientras que Blok Out W se comercializa con una luz (indirecta o directa), o dos luces (indirecta y directa). Disponible en dos tamaños W15 y W20.

Außenleuchtenfamilie mit Ausführungen als aufmontierte Deckenleuchte (C) und Wandleuchte (W) aus Aluminium, erhältlich in den Ausführungen Silber Anodisiert oder Bronze. Block Out C gibt direktes Licht ab, Block Out W ist mit einer Lichtquelle (indirekt oder direkt) oder zwei Lichtquellen (indirekt und direkt) lieferbar.



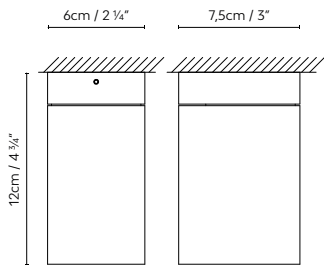


Blok Out

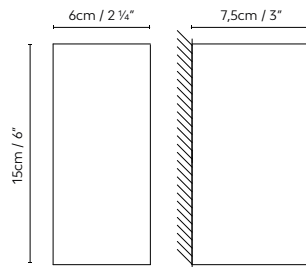




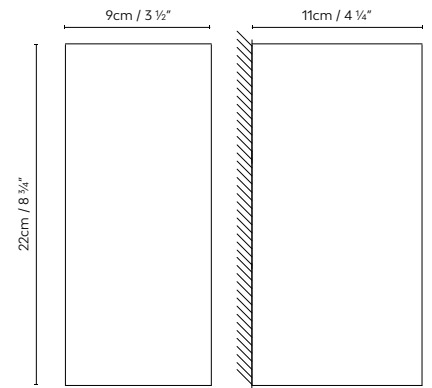
### BLOK OUT C



### BLOK OUT W15



### BLOK OUT W20



Silver (anodised)
  Bronze
  Corten

707400	<b>BLOK OUT C SILVER</b>	
707401	<b>BLOK OUT C BRONZE</b>	LED PAR16 5W (Gu10)
707402	<b>BLOK OUT C CORTEN</b>	
707100	<b>BLOK OUT W15 (1L) SILVER</b>	
707101	<b>BLOK OUT W15 (1L) BRONZE</b>	LED PAR16 5W (Gu10)
707102	<b>BLOK OUT W15 (1L) CORTEN</b>	
707110	<b>BLOK OUT W15 (2L) SILVER</b>	
707111	<b>BLOK OUT W15 (2L) BRONZE</b>	LED PAR16 2 x 5W (Gu10)
707112	<b>BLOK OUT W15 (2L) CORTEN</b>	
707150	<b>BLOK OUT W20 (1L) SILVER</b>	
707151	<b>BLOK OUT W20 (1L) BRONZE</b>	LED PAR20 6W (Gu10)
707152	<b>BLOK OUT W20 (1L) CORTEN</b>	
707160	<b>BLOK OUT W20 (2L) SILVER</b>	
707161	<b>BLOK OUT W20 (2L) BRONZE</b>	LED PAR20 2 x 6W (Gu10)
707162	<b>BLOK OUT W20 (2L) CORTEN</b>	



**B.lux**

# Frame

by  
**Mario Ruiz**

**Outdoor  
lighting**

An outdoor low level feature luminaire in the shape of a hollow rectangular prism with rounded edges. The structure is made from aluminium and the diffuser is made from pressed glass. This light fitting will intensely illuminate the interior hollow and softly and asymmetrically illuminate the surrounding area. Frame is available in three different sizes: S, M and L. Finishes: Satin white, texturised bronze, forged grey, corten-finish.

Baliza para exterior que recrea un prisma hueco rectangular de ángulos redondeados. La estructura es de aluminio y el difusor está fabricado en vidrio prensado. Esta luminaria baña intensamente de luz su vacío interior, y suave y asimétricamente el suelo circundante. Frame está disponible en tres tamaños: S, M y L. Acabados: blanco satinado, bronce texturado, gris forja y corten.

Signalleuchte für Außenbereiche, die ein hohles, rechteckiges Prisma mit abgerundeten Ecken nachbildet. Das Gehäuse ist aus Aluminium, der Diffusor aus Pressglas. Diese Leuchte strahlt hell in ihrem hohlen Innenteil und verbreitet ein sanftes und asymmetrisches Licht auf den umliegenden Boden. Frame ist lieferbar in drei Größen: S, M und L. Ausführungen: Weiß satiniert, Bronze texturiert, Grau Schmiedeeisen und Corten-Ausführungen.

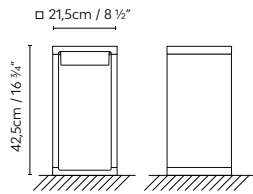


Frame

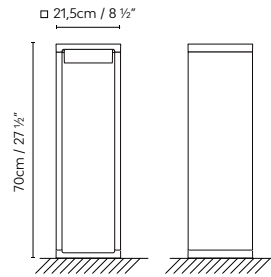




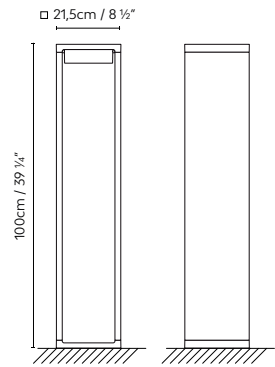
**FRAME S**



**FRAME M**



**FRAME L**



- White (satin)   ● Bronze   ● Grey (forged)   ● Corten

677200	<b>FRAME S</b> LED WHITE	
677201	<b>FRAME S</b> LED BRONZE	
677202	<b>FRAME S</b> LED GREY	LED 16,6W 1350lm 2700K CRI≥90 230V
677240	<b>FRAME S</b> LED CORTEN	
677205	<b>FRAME M</b> LED WHITE	
677206	<b>FRAME M</b> LED BRONZE	
677207	<b>FRAME M</b> LED GREY	LED 16,6W 1350lm 2700K CRI≥90 230V
677242	<b>FRAME M</b> LED CORTEN	
677210	<b>FRAME L</b> LED WHITE	
677211	<b>FRAME L</b> LED BRONZE	
677212	<b>FRAME L</b> LED GREY	LED 16,6W 1350lm 2700K CRI≥90 230V
677244	<b>FRAME L</b> LED CORTEN	

**B.lux**

# Inn Side

by  
**Gemma Bernal**

**Outdoor  
lighting**

Portable outdoor lamp crafted of plain vandal-proof and UVA-resistant opal white PE. Radiata wood featuring a stabilising treatment to prevent warping. 3.5-meter cable.

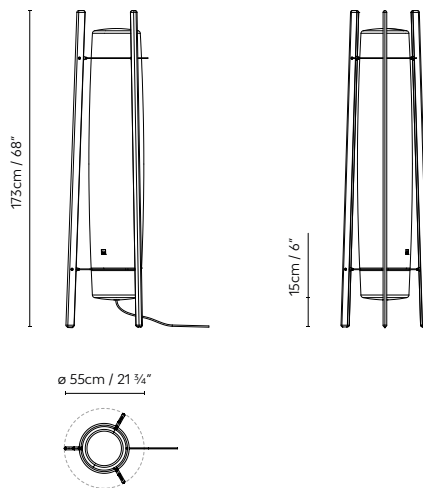
Luminaria portátil de exterior, fabricada en PE antivandálico liso, acabado en blanco opal y resistente a UVA. Madera radiata con tratamiento estabilizador, para evitar cualquier deformación. Cable de 3,5 metros de largo.

Tragbare Außenleuchte aus vandalismussicherem Opalweiss, glatt, UV-beständig. Radiata Holz mit stabilisierender Behandlung zur Vermeidung jeglicher Verformungen. 3,5 Meter langes Kabel.





INN SIDE



● ○ Radiata / Opal white

730200

INN SIDE LED

LED 4 x 16W 11072lm 350mA 3000K CRI≥90 230V



REQUEST

**B.lux**

# Kanpazar

by  
**Jon Santacoloma**

**Outdoor  
lighting**

Indoor and outdoor lamps, in a smooth opal white finish, made from vandal Prof. UV resistant polyethylene. Available in two sizes: 150 cm and 80 cm, and different versions. Kanpazar A is fixed to the ground and hard wired, while Kanpazar B is portable and has a maximum wiring connection of 3.5 metres. Kanpazar C, which has a concrete base, is portable and has a maximum wiring connection of 3,5 metres. Kanpazar 150 is also available in an additional version D made from a stainless steel base that is secured to the ground with the connection provided.

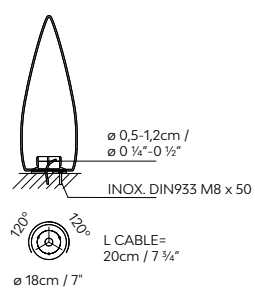
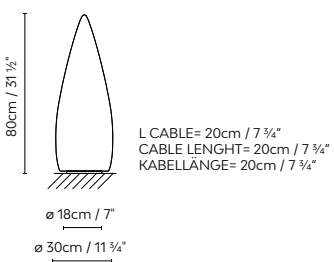
Luminarias para exterior e interior fabricadas en PE antivandálico blanco opal liso resistente UVA. Disponible en dos alturas: 150 cm y 80 cm, y diferentes versiones. Kanpazar A se fija al suelo coincidiendo con una acometida prevista, mientras que Kanpazar B es portátil y posee una longitud de acometida máxima de 3,5 metros. Kanpazar C, que tiene una base de hormigón, es portátil y posee una longitud de acometida máxima de 3,5 metros. Kanpazar 150 se fabrica también en versión D, con una base de acero inoxidable que se fija al suelo, coincidiendo con una acometida prevista.

Lampe für Innenräume und Außenbereiche aus vandalismussicherem PE, opalweiss glänzend, UV-beständig. In zwei Höhen verfügbar: 150 cm und 80 cm, und verschiedene Ausführungen. Kanpazar A wird abhängig vom vorhandenen Elektroanschluss auf dem Boden befestigt, während Kanpazar B tragbar ist und eine Anschlusslänge von maximal 3,5 Metern besitzt. Kanpazar C, dass ein Betonfußgestell hat, ist tragbar und hat eine Anschlusslänge von maximal 3,5 Metern. Kanpazar 150 wird auch Ausführung D mit ein rostfreies Stahlfußgestell, dass abhängig vom vorhandenen Elektroanschluss auf dem Boden befestigt wird.

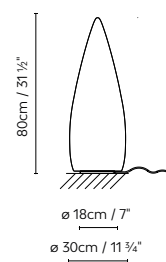




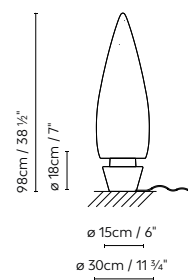
**KANPAZAR 80A**



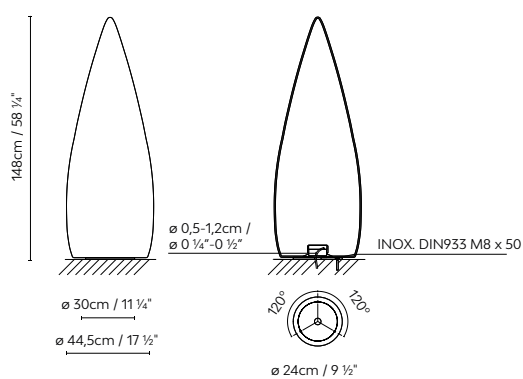
**KANPAZAR 80B**



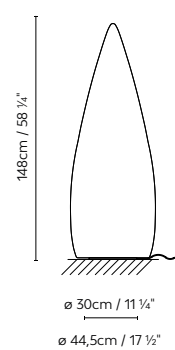
**KANPAZAR 80C**



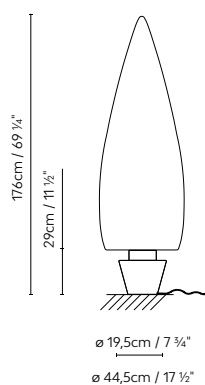
KANPAZAR 150A



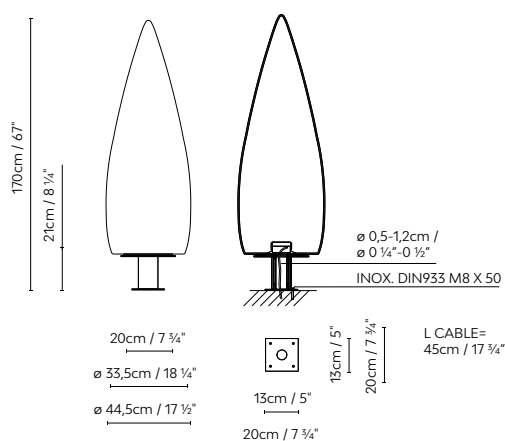
KANPAZAR 150B



KANPAZAR 150C



KANPAZAR 150D



○ Opal white

659250	<b>KANPAZAR 150A</b> LED	LED 4 x 12W 8304lm 350mA 3000K CRI≥90 230V
659200	<b>KANPAZAR 150A</b> FLUO 2G11	Fluo. 2 x 55W (2G11)
659210	<b>KANPAZAR 150A</b> FLUO G5	Fluo. 2 x 21W/39W (G5)
659251	<b>KANPAZAR 150B</b> LED	LED 4 x 12W 8304lm 350mA 3000K CRI≥90 230V
659201	<b>KANPAZAR 150B</b> FLUO 2G11	Fluo. 2 x 55W (2G11)
659211	<b>KANPAZAR 150B</b> FLUO G5	Fluo. 2 x 21W/39W (G5)
659252	<b>KANPAZAR 150C</b> LED	LED 4 x 12W 8304lm 350mA 3000K CRI≥90 230V
659202	<b>KANPAZAR 150C</b> FLUO 2G11	Fluo. 2 x 55W (2G11)
659212	<b>KANPAZAR 150C</b> FLUO G5	Fluo. 2 x 21W/39W (G5)

659254	<b>KANPAZAR 150D</b> LED	LED 4 x 12W 8304lm 350mA 3000K CRI≥90 230V
659204	<b>KANPAZAR 150D</b> FLUO 2G11	Fluo. 2 x 55W (2G11)
659214	<b>KANPAZAR 150D</b> FLUO G5	Fluo. 2 x 21W/39W (G5)
659270	<b>KANPAZAR 80A</b> LED	LED 4 x 6W 4152lm 350mA 3000K CRI≥90 230V
659220	<b>KANPAZAR 80A</b> FLUO	Fluo. 2 x 18/24/36W (2G11)
659271	<b>KANPAZAR 80B</b> LED	LED 4 x 6W 4152lm 350mA 3000K CRI≥90 230V
659221	<b>KANPAZAR 80B</b> FLUO	Fluo. 2 x 18/24/36W (2G11)
659272	<b>KANPAZAR 80C</b> LED	LED 4 x 6W 4152lm 350mA 3000K CRI≥90 230V
659222	<b>KANPAZAR 80C</b> FLUO	Fluo. 2 x 18/24/36W (2G11)

**B.lux**

# Lap Bench

by  
David Abad

Outdoor  
lighting

Elondo wooden (Indian Rosewood) bench for indoors or outdoors. Lap Bench A may be connected to the ground or floor at a fixed connection point, while Lap Bench B is portable, with a 3.5-meter cable. Available in two lengths. Finishes: Texturised satin concrete grey or texturised rust.

Banco de madera de Elondo para exterior e interior con iluminación a ambos lados. Lap Bench A se fija al suelo coincidiendo con una acometida prevista, mientras que Lap Bench B es portátil y posee una longitud de acometida máxima de 3,5 metros. Disponible en dos longitudes. Acabados: Gris cemento satinado texturado u oxido texturado.

Beidseitig beleuchtete Bank aus Elondoholz für Außen- und Innenbereiche. Lap Bench A ist über einem festen Stromanschluss im Boden verankert, Lap Bench B ist tragbar und verfügt über ein 3,5 Meter langes Kabel. Lieferbar in zwei Längen. Ausführung: Betongrau satiniert mit Textur, und rostig mit Textur.



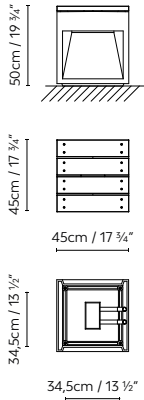
# Lap Bench



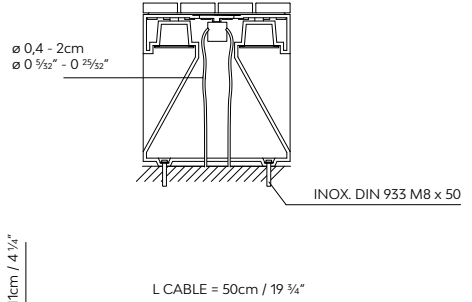
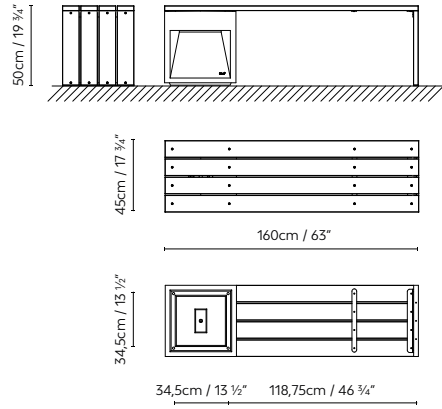




**LAP BENCH 45A / 45B**



**LAP BENCH 45-2A**



- Concrete grey (satin)
- Rust

- 722250 **LAP BENCH 45A** LED GREY
- 722251 **LAP BENCH 45A** LED RUST
- 722222 **LAP BENCH 45B** LED GREY
- 722223 **LAP BENCH 45B** LED RUST
- 722254 **LAP BENCH 45-2A** LED GREY
- 722255 **LAP BENCH 45-2A** LED RUST

LED 2 x 6,5W 900lm 12V 3000K CRI≥90 230V



**B.lux**

# Lap WR

by  
David Abad

Outdoor  
lighting

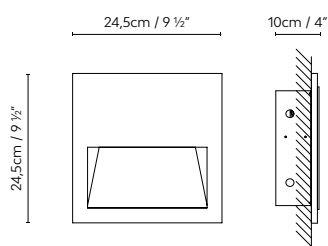
Outdoor beacon lamp, which can be recessed into the wall, made from 316L brushed stainless steel and corten steel. Indirect light.

Bañador de pared exterior empotrable, fabricado en acero inoxidable 316L cepillado o acero corten. Luz indirecta.

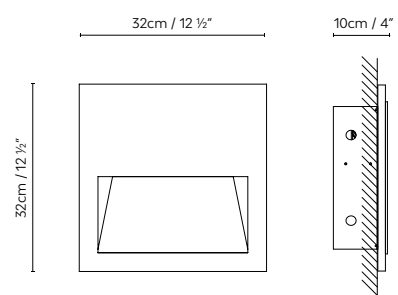
Orientierungsleuchte zum Einlassen in die Wand in Außenbereichen, gefertigt aus 316L-Edelstahl, mattiert oder Cortenstahl. Indirekte Beleuchtung.



### LAP WR20



### LAP WR30



● Corten steel   
 ● Stainless steel 316L

710100	<b>LAP WR20</b> LED CORTEN	LED 2 x 4,5W 1092lm 250mA 3000K CRI≥90 230V
710101	<b>LAP WR20</b> LED INOX	
710130	<b>LAP WR30</b> LED CORTEN	LED 2 x 4,5W 1092lm 250mA 3000K CRI≥90 230V
710131	<b>LAP WR30</b> LED INOX	



**B.lux**

# Noray

by  
**Josep Lluís Xuclà**

**Outdoor  
lighting**

Outdoor beacon lamp made from corten steel or 316L brushed stainless steel. Glass shade.

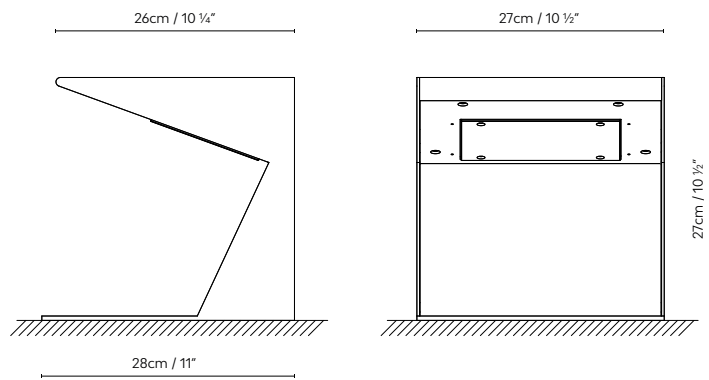
Baliza de exterior fabricada en acero corten o acero inoxidable 316L cepillado. Difusor de cristal.

Orientierungsleuchte für Außenbereiche, gefertigt aus Cortenstahl oder 316L-Edelstahl, mattiert. Glasdiffusor.





**NORAY**



● Corten steel    ● Stainless steel 316L

709210  
709211

**NORAY LED CORTEN**  
**NORAY LED INOX**

LED 2 x 4,5W 1092lm 250mA 3000K CRI≥90 230V



# Speers Outdoor

by  
**David Abad**

**Outdoor  
lighting**

Outdoor lighting system consisting of one or more LED light sources with a solid black or white matte finish that can be installed with different accessories to yield various applications. F Accessory can be used to create a portable floor lamp with a 2.5-metre cable. This accessory also features a cylindrical concrete base and a matte black metal bar where up to three heads can be installed. Speers Outdoor can also be installed as a ceiling (C Accessory), wall (W Accessory), and angled wall (Angle Accessory) lamp thanks to the matte black metal bars that measure 120 and 150 cm long. These accessories can be combined to create custom layouts in any outdoor area.

Sistema de iluminación exterior formado por una o varias cabezas lumínicas LED (Light Source), de acabado monocolor blanco o negro mate, que se pueden instalar con diferentes accesorios para obtener diferentes aplicaciones. F Accessory permite la creación de una luminaria de pie portátil, de 2,5 metros de cable. Este accesorio está compuesto, además, por una base cilíndrica de hormigón y una barra metálica en acabado negro mate, en la que se pueden instalar hasta tres cabezas lumínicas. Speers Outdoor también permite su instalación como luminaria de techo (C Accessory), de pared (W Accessory), y de aplique angular (Angle Accessory), gracias a las barras metálicas en acabado negro mate de 120 y 150 cm. Su combinación permite realizar composiciones a medida de cualquier espacio exterior.

Beleuchtungssystem für den Außenbereich, bestehend aus einem oder mehreren LED-Leuchtköpfen (Light Source) in einfarbiger mattweißer oder mattschwarzer Ausführung, die mit verschiedenem Zubehör installiert werden können, um verschiedene Anwendungen zu erhalten. F Accessory erlaubt die Schaffung einer Leuchte mit tragbarem Fuß mit einem Kabel mit einer Länge von 2,5 Metern. Dieses Accessoire besteht zudem aus einem zylindrischem Betonfuß und einer Metallstange in mattschwarzer Ausführung, an der drei Leuchtköpfe montiert werden können. Speers Outdoor kann dank der Metallstäbe in mattschwarzer Ausführung von 120 und 150 cm Länge auch als Deckenleuchte (C Accessory), als Wandleuchte (W Accessory) und als Winkelwandleuchte (Angle Accessory) installiert werden. Ihre Kombination ermöglicht es, individuelle Kompositionen für jeden Außenbereich zu erstellen.



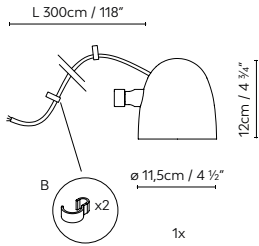
Speers Outdoor



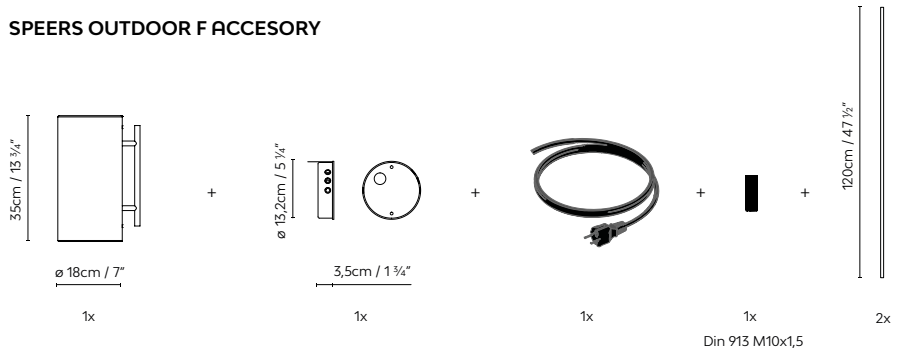




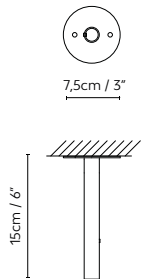
**SPEERS OUTDOOR LIGHT SOURCE**



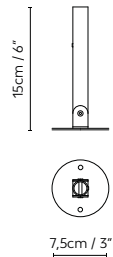
**SPEERS OUTDOOR F ACCESSORY**



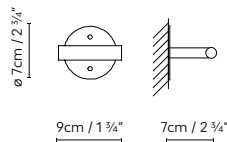
**SPEERS OUTDOOR C ACCESSORY**



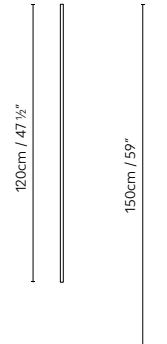
**SPEERS OUTDOOR ANGLE ACCESSORY (2X)**



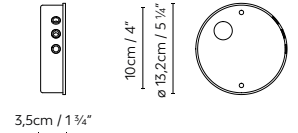
**SPEERS OUTDOOR W ACCESSORY**



**SPEERS OUTDOOR STEM ACCESSORY 120/150**



**SPEERS OUTDOOR CONNECTION BOX**



● Black (matte) ○ White (matte)

753000 **SPEERS OUTDOOR LIGHT SOURCE BLACK** LED 7W 520lm  
 753001 **SPEERS OUTDOOR LIGHT SOURCE WHITE** 2700K CRI≥90 230V

753200 **SPEERS OUTDOOR F ACCESSORY**  
 753110 **SPEERS OUTDOOR W ACCESSORY**  
 753130 **SPEERS OUTDOOR ANGLE ACCESSORY**  
 753400 **SPEERS OUTDOOR C ACCESSORY**  
 753900 **SPEERS OUTDOOR CONNECTION BOX**  
 753920 **SPEERS OUTDOOR STEM ACCESSORY 120**  
 753930 **SPEERS OUTDOOR STEM ACCESSORY 150**



**B.lux**

# Speers Outdoor W1 / Bollard

by  
David Abad

Outdoor  
lighting

Outdoor LED lamps available for wall (Speers Outdoor W1) or bollard (Speers Outdoor Bollard). The wall lamp gives adjustable direct light and is sold in solid matte white and matte black. The bollard model is made in metal with a matte black finish. Both the wall and bollard models are equipped with a LED light source with a glass lens that focuses the light and enhances its luminous efficiency.

Luminarias LED de exterior, disponibles en función de pared (Speers Outdoor W1) y baliza (Speers Outdoor Bollard). El aplique ofrece una luz directa orientable, y se comercializa en acabados monocolor blanco mate y negro mate. La baliza está fabricada en metal con acabado negro mate. Tanto la versión de pared como la baliza están equipadas con una fuente de luz LED, que incluye una lente de vidrio que concentra la luz y aporta un mayor rendimiento lumínico.


LED-Leuchten für den Außenbereich, verfügbar für Wände (Speers Outdoor W1) und als Poller (Speers Outdoor Bollard). Die Wandleuchte bietet ein direktes verstellbares Licht und wird mit einem einfarbigen mattweißen oder mattschwarzen Finish angeboten. Der Poller ist aus Metall hergestellt und weist ein mattschwarzes, strukturiertes Finish auf. Sowohl die Wandleuchte als auch der Poller sind mit einer LED-Leuchte ausgestattet, die eine Glaslinse umfasst, die das Licht konzentriert und eine höhere Leuchtkraft ermöglicht.



Speers Outdoor W1 / Bollard

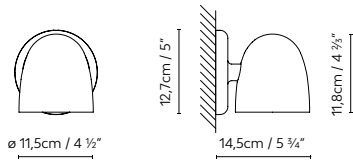


34




---

### SPEERS OUTDOOR W1



---

### SPEERS OUTDOOR BOLLARD



---

● Black (matte)    ○ White (matte)

---

753122  
753121

**SPEERS OUTDOOR W1 BLACK**  
**SPEERS OUTDOOR W1 WHITE**

LED 7W 520lm 2700K CRI≥90 230V

---

753212  
753211

**SPEERS OUTDOOR BOLLARD BLACK**  
**SPEERS OUTDOOR BOLLARD WHITE**

LED 7W 520lm 2700K CRI≥90 230V



**B.lux**

# Tube

by  
**Josep Lluís Xuclà**

**Outdoor  
lighting**

Outdoor beacon lamp with a rotating LED head. Finishes: satin khaki and corten steel. Choose from one or two heads. As an accessory, it offers a spike for installation in gardens. Two heights available.

Baliza de exterior con cabeza lumínica LED giratoria. Acabados: caqui satinado o corten. Posibilidad de una o dos cabezas lumínicas. Como accesorio, ofrece una piqueta para su instalación en jardines. Disponible en dos alturas.

Orientierungsleuchte für Außenbereiche mit drehbarem LED-Leuchtenkopf. Ausführungen: Khaki satiniert, Weiß satiniert und Cortenstahl. Verfügbar mit einem oder zwei Leuchtenköpfen. Als Zubehör gibt es einen Pflock für das Aufstellen im Garten. In zwei Höhen verfügbar.

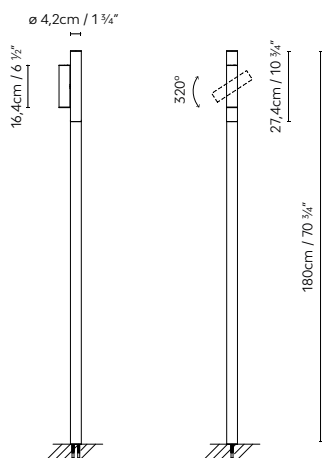


Tube

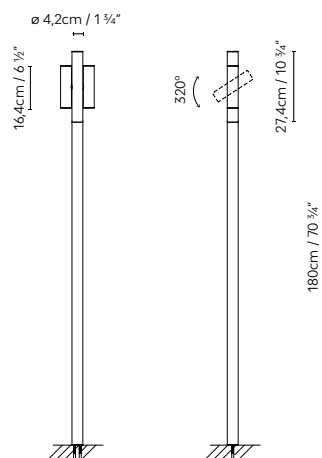




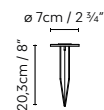
**TUBE 180-1L**



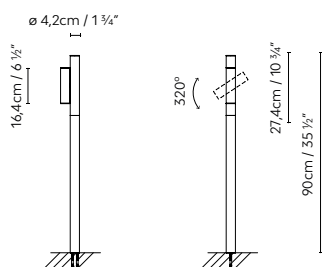
**TUBE 180-2L**



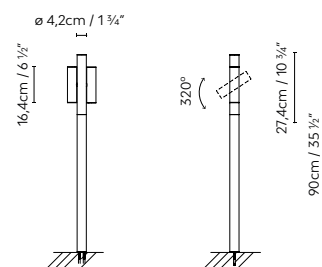
**SPIKE**



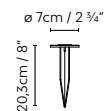
**TUBE 90-1L**



**TUBE 90-2L**



**SPIKE**



● Kakhi (satin) ● Corten

744230	<b>TUBE 180-1L KAKHI</b>	LED 4,5W 546lm 250mA 3000K CRI≥90 230V
744232	<b>TUBE 180-1L CORTEN</b>	
744240	<b>TUBE 180- 2L KAKHI</b>	LED 2 x 4,5W 1092lm 250mA 3000K CRI≥90 230V
744242	<b>TUBE 180-2L CORTEN</b>	
744200	<b>TUBE 90-1L KAKHI</b>	LED 4,5W 546lm 250mA 3000K CRI≥90 230V
744202	<b>TUBE 90-1L CORTEN</b>	
744220	<b>TUBE 90-2L KAKHI</b>	LED 2 x 4,5W 1092lm 250mA 3000K CRI≥90 230V
744222	<b>TUBE 90-2L CORTEN</b>	
744900	<b>TUBE SPIKE KAKHI</b>	
744902	<b>TUBE SPIKE CORTEN</b>	
744999	<b>TUBE SET OF BOLT FIXTURE</b>	

**B.lux**

# Zen

**by Martínez  
y Soler Arquitectos**

**Outdoor  
lighting**

Collection of indirect-light beacon lamp for outdoor use made with a bollard (Zen) and a wall washer (Zen WR). Both are available with two finishes: a corten steel structure with a wooden reflector, or a 316L stainless steel structure combined with a black Markina marble reflector. LED light source.

Colección de luminarias de exterior de luz indirecta, compuesta por una baliza (Zen), y un bañador de pared (Zen WR). Ambas están disponibles en dos acabados: estructura de acero corten con reflector de madera natural, o estructura de acero inoxidable 316L combinado con reflector de mármol negro de Markina. Fuente de luz LED.

Kollektion aus Leuchten für den Außenbereich mit indirektem Licht, bestehend aus einem Poller (Zen) und einem Wandfluter (Zen WR). Beide sind in zwei Ausführungen verfügbar: Struktur aus Corten-Stahl mit einem Reflektor aus naturbelassenem Holz, oder Struktur aus Edelstahl 316L, kombiniert mit einem Reflektor aus schwarzem Markina-Marmor. LED-Lichtquelle.

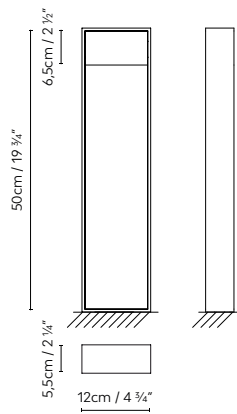


Zen

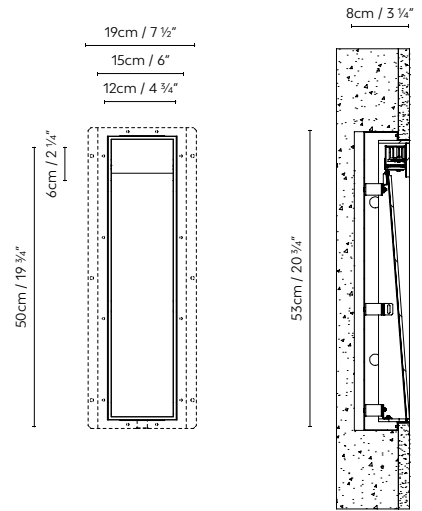




**ZEN**



**ZEN WR**



Corten steel / wood



Stainless steel 316L / Black Markina marble

746250  
746251

**ZEN** CORTEN-WOOD  
**ZEN** INOX-MARBLE

LED 4,5W 546lm 250mA 3000K CRI≥90 230V

746150  
746151

**ZEN WR** CORTEN - WOOD  
**ZEN WR** INOX - MARBLE

LED 4,5W 546lm 250mA 3000K CRI≥90 230V



**CE ENEC**

**B.lux**

# Zenthin

by Martínez  
y Soler Arquitectos

Outdoor  
lighting

Outdoor LED lamps available as a floor lamp (1 and 2) or wall lamp (W). Made in corten aluminum, two of its sides are clad in plywood that has been treated for outdoor use. Zenthin has a fully embedded LED light source for a completely anti-glare lighting. Optional: painted finish without wood.

Luminarias LED de exterior, disponibles en función de pie (1 y 2) y aplique (W). Está fabricada en aluminio con acabado corten, y dos de sus caras están recubiertas con láminas de madera fenólica tratada para su uso en exterior. Zenthin porta una fuente de luz LED completamente integrada, lo que garantiza una ausencia total de deslumbramiento. Opcional: acabado pintado sin madera.

LED-Leuchten für den Außenbereich, verfügbar als Stehleuchte (1 und 2) und als Wandleuchte (W). Sie werden aus Aluminium mit einem Finish aus Corten-Stahl hergestellt, und zwei Seiten sind mit Phenolholz beschichtet, das für die Nutzung im Außenbereich behandelt wurde. Zenthin ist mit einer komplett eingebauten LED-Lichtquelle ausgestattet, die jede Blendung ausschließt. Optional: Finish, gestrichen ohne Holz.





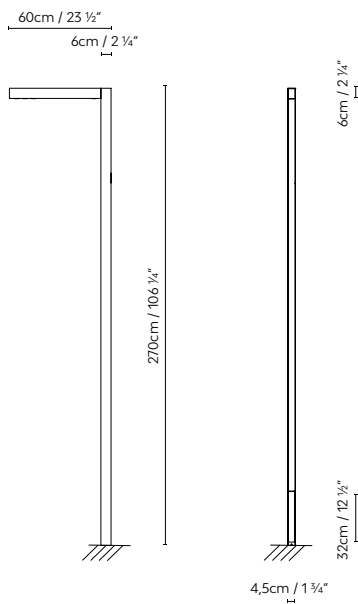
Zenthin



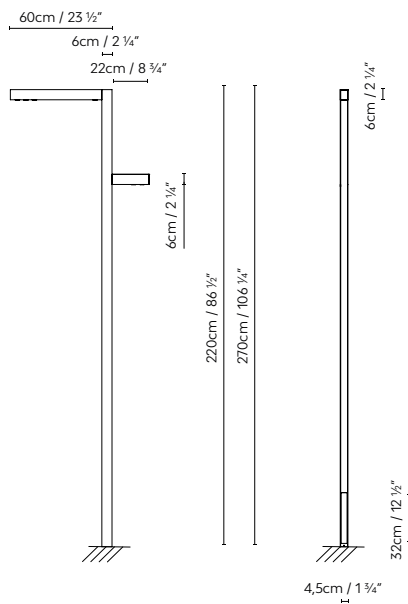




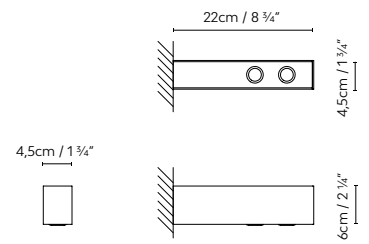
### ZENTHIN 1



### ZENTHIN 2



### ZENTHIN W



 Corten / wood

759201	<b>ZENTHIN 1</b>	LED 4 x 6,4W 3040lm 3000K CRI≥90 230V
759202	<b>ZENTHIN 2</b>	LED 4 x 6,4W 3040lm 3000K CRI≥90 230V +LED 2 x 6,4W 1520lm 3000K CRI≥90 230V
759100	<b>ZENTHIN W</b>	LED 2 x 6,4W 1520lm 3000K CRI≥90 230V



**B.lux**

# Topa

by  
**GC Studio**

**Outdoor  
lighting**


Monolithic outdoor lamp with an asymmetric stainless steel reflector to provide a light that blends in with the surroundings smoothly. It comes in two sizes (100 and 320). Topa 100 has a single source of light. Topa 320 comes with one (320-1) or two (320-2) sources of light, providing a complete lighting solution for different areas in the garden. Its characteristics guarantee a total lack of glare. Made from galvanized steel, Topa is available with two finishes: galvanized or painted with a corten-effect finish. On request, it can also be painted in other colors.

Luminaria LED para exterior de forma monolítica y reflector asimétrico de acero inoxidable, que proporciona una iluminación perfectamente integrada en el entorno. Se fabrica en dos tamaños (100 y 320). Topa 100 posee una única fuente de luz. Topa 320 se fabrica con una fuente de luz (320-1) o dos fuentes de luz (320-2), lo que le permite proporcionar una completa iluminación en distintas áreas ajardinadas. Sus características garantizan una ausencia total de deslumbramiento. Topa está fabricada en acero galvanizado y está disponible en dos acabados: galvanizado o pintado en corten. Bajo pedido, también se ofrece la posibilidad de pintarla en otros acabados.

Monolithförmige LED-Leuchte für den Außenbereich mit asymmetrischem Reflektor aus Edelstahl, der ein perfekt in die Umgebung eingebundenes Licht ausstrahlt. Sie wird in zwei Größen (100 und 320) hergestellt. Topa 100 besitzt eine einzige Lichtquelle. Topa 320 wird mit einer Lichtquelle (320-1) oder zwei Lichtquellen (320-2) hergestellt, wodurch die gesamte Beleuchtung an verschiedene Gartenbereiche angepasst werden kann. Seine Merkmale garantieren, dass jede Blendung ausgeschlossen ist. Topa ist aus galvanisiertem Stahl hergestellt und ist in zwei Ausführungen verfügbar: galvanisiert oder mit Corten gestrichen. Auf Bestellung besteht auch die Möglichkeit sie anders zu streichen.



Topa



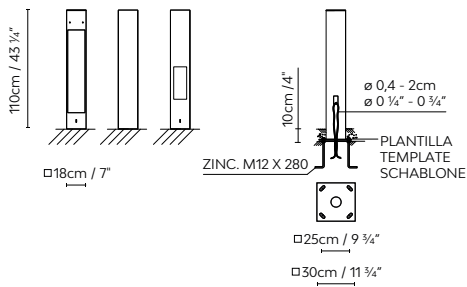
---

Height of lamp m	Base of concrete cube m	Height of concrete cube m
1,00	0,4 x 0,4	0,40
3,20	0,4 x 0,4	0,60

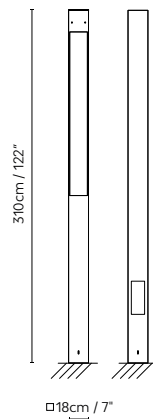
---



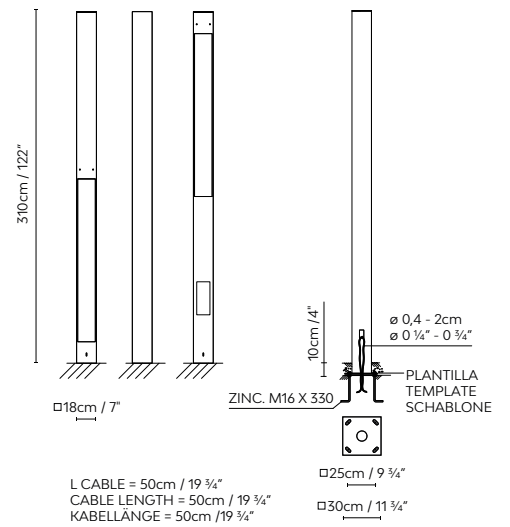
### TOPA 100



### TOPA 320-1



### TOPA 320-2



● Galvanised ● Corten

678221	<b>TOPA 100 LED GALVANISED</b>	LED 32,1W 4480m 700mA 3000K CRI≥90 110-230V
678231	<b>TOPA 100 LED CORTEN</b>	
678910	<b>TOPA 100: SET OF BOLT FIXTURES</b>	
678211	<b>TOPA 320-1 LED GALVANISED</b>	LED 32,1W 4480m 700mA 3000K CRI≥90 110-230V
678241	<b>TOPA 320-1 LED CORTEN</b>	
678920	<b>TOPA 320-1: SET OF BOLT FIXTURES</b>	
678201	<b>TOPA 320-2 LED GALVANISED</b>	LED 2 X 32,1W 8960m 700mA 3000K CRI≥90 110-230V
678251	<b>TOPA 320-2 LED CORTEN</b>	
678920	<b>TOPA 320-2: SET OF BOLT FIXTURES</b>	



**B.lux**

# Zenete

by **Martínez  
y Soler Arquitectos**

**Outdoor  
lighting**


Outdoor LED lamp made from galvanized steel and painted in a textured metallic matte grey, clad in ipe wooden panels on two sides. Also available with a corten-effect finish without wood. Available in two sizes: 300 or 400 cm tall. Both models comprise a column with one or two light arms, positioned at the same or different heights, depending on the model.

Luminaria LED de exterior fabricada en metal galvanizado y pintado en gris acabado metalizado mate texturado, recubierta en dos de sus caras por láminas de madera natural de ipe. También disponible en acabado pintado corten sin madera. Disponible en dos alturas: de 300 o 400 centímetros de altura. Ambas están compuestas por una columna y uno o dos brazos lumínicos, colocados a igual o diferentes alturas, según versiones.

LED-Leuchte für den Außenbereich, hergestellt aus galvanisiertem Metall und gestrichen in grau metallic, matt mit Strukturierung, auf zwei Seiten mit naturbelassenem Holz des afrikanischen Pflaumenbaums beschichtet. Auch verfügbar mit einem Finish mit gestrichenem Corten-Stahl ohne Holz. Verfügbar in zwei Größen: 300 oder 400 Zentimeter hoch. Beide setzen sich aus einem Pfeiler und ein oder zwei Leuchtarmen zusammen, die auf gleichen oder unterschiedlichen Höhen, je nach Version angebracht sind.




# Zenete



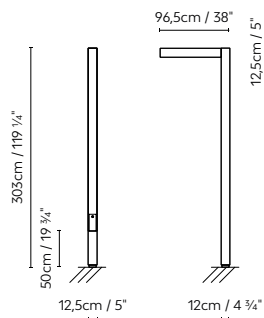
Height of lamp m	Base of concrete cube m	Height of concrete cube m
3,00	0,4 x 0,4	0,60
4,00	0,5 x 0,5	0,80

Three light distribution available for ZENETE LED: wide, street, wide + street

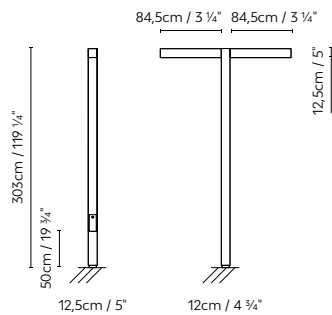




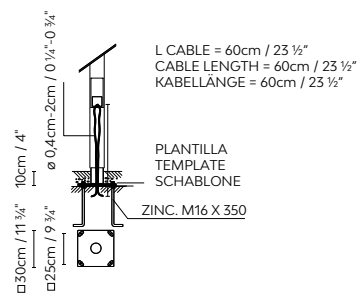
**ZENETE 300-1**



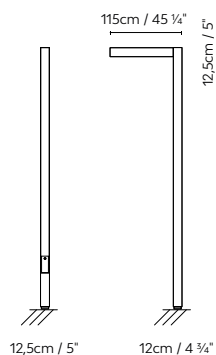
**ZENETE 300-2**



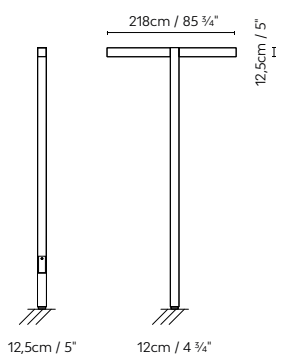
**ZENETE 300/400**



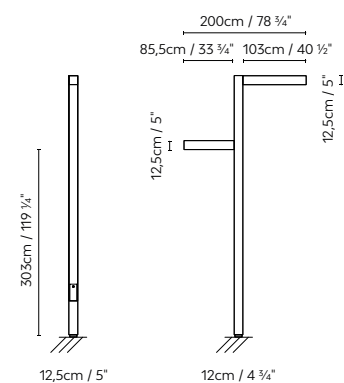
**ZENETE 400-1**



**ZENETE 400-2**



**ZENETE 400-3**



● Grey (matte) / Ipe wood ● Corten

682212L	<b>ZENETE 300-1</b> LED GREY - WOOD	LED 23,6W 3300lm 700mA 3000K CRI≥90 110-230V
682212LC	<b>ZENETE 300-1</b> LED CORTEN	
678920	<b>ZENETE 300-1</b> : SET OF BOLT FIXTURES	
682213L	<b>ZENETE 300-2</b> LED GREY - WOOD	LED 2 x 23,6W 6600lm 700mA 3000K CRI≥90 110-230V
682213LC	<b>ZENETE 300-2</b> LED CORTEN	
678920	<b>ZENETE 300-2</b> : SET OF BOLT FIXTURES	
682203L1	<b>ZENETE 400-1</b> LED1 GREY - WOOD	LED 23,6W 3300lm 700mA 3000K CRI≥90 110-230V
682203L1C	<b>ZENETE 400-1</b> LED1 CORTEN	
682203L2	<b>ZENETE 400-1</b> LED2 GREY - WOOD	LED 2 x 23,6W 6600lm 700mA 3000K CRI≥90 110-230V
682203L2C	<b>ZENETE 400-1</b> LED2 CORTEN	
678920	<b>ZENETE 400-1</b> : SET OF BOLT FIXTURES	
682204L1	<b>ZENETE 400-2</b> LED1 GREY - WOOD	LED 2 x 23,6W 6600lm 700mA 3000K CRI≥90 110-230V
682204L1C	<b>ZENETE 400-2</b> LED1 CORTEN	
682204L2	<b>ZENETE 400-2</b> LED2 GREY - WOOD	LED 4 x 23,6W 13200lm 700mA 3000K CRI≥90 110-230V
682204L2C	<b>ZENETE 400-2</b> LED2 CORTEN	
678920	<b>ZENETE 400-2</b> : SET OF BOLT FIXTURES	
682205L1	<b>ZENETE 400-3</b> LED1 GREY - WOOD	LED 23,6W 3300lm 700mA 3000K CRI≥90 110-230V
682205L1C	<b>ZENETE 400-3</b> LED1 CORTEN	+ LED 23,6W 3300lm 700mA 3000K CRI≥90 110-230V
682205L2	<b>ZENETE 400-3</b> LED2 GREY - WOOD	LED 23,6W 3300lm 700mA 3000K CRI≥90 110-230V
682205L2C	<b>ZENETE 400-3</b> LED2 CORTEN	+ LED 2 x 23,6W 6600lm 700mA 3000K CRI≥90 110-230V
678920	<b>ZENETE 400-3</b> : SET OF BOLT FIXTURES	

**B.lux**





# Iconography

---



Suspension lamp  
Luminaria de suspensión  
Hängeleuchte



Floor lamp  
Luminaria de pie  
Stehleuchte



Table lamp  
Luminaria de mesa  
Tischleuchte



Wall lamp  
Luminaria de pared  
Wandleuchte



Ceiling lamp  
Luminaria de techo  
Deckenleuchte



Lighting systems  
Sistemas de iluminación  
Beleuchtungssysteme

---



Degree of protection 20



Degree of protection 44



Degree of protection 54



Degree of protection 55



Degree of protection 65



Programme for the Endorsement  
of Forest Certification



Class I



Class II



Class III



European norm



EAC certification



ENEC certification



N certification



Dimmer



Bluetooth

REQUEST

---































REQUEST

**CASAMBI** B.lux powered by Casambi App

The Casambi app works as one of the user interfaces in a Casambi lighting control solution, as the commissioning tool and as well as a remote gateway. The Casambi app works with iOS as well as Android devices, like smartphones, tablets and smartwatches. The app is free to download by any end-user.

The Casambi app is made by user interface experts and in a way, that anyone – regardless of technical proficiency – can use it. The Casambi lighting control technology gives a possibility for Casambi's partners to implement and develop anything needed for a full-featured lighting control system, but the Casambi app only shows in the user interface the functionality that is relevant to that particular installation. Therefore, the Casambi app is equally well suitable for the professional lighting market as well as the residential field.

## ENERGY EFFICIENCY

LED 3/3,2/4/4,5/5/5,2/6/6,3/7/7,35/8/9/9,3/9,5W		Fluo. 24W (G5)	
LED 12,4/12,6/13,1/16/17/17,5/18/18,6/19,5/21/22W		Fluo. 14/21/28/39W (G5)	
LED 26,2/26,25/28/44,6W		Fluo. 30W (E27)	
LED 8/9/10/13/15/G125 2W (E27)		Fluo. 26/55W (2G11)	
LED 4/6W (G9)		Fluo. 9W (2G7)	
LED 5W (GU10) 230V		Fluo. 11/16/18/20/23/24/26W (E27)	
LED 2,1/2,6/4/6,2/6,8/8/9/9,6W		Fluo. 18W (2G10)	
LED 10,5/11,4/12/13,4/15,7/16/21/26,2/41/79,8W		Fluo. 18/24/36/80W (2G11)	
LED 12/13/14W (E27)		Fluo. 35/39/49/80W (G5)	
LED (GU10)		Fluo. 10/13W (G24 q-1)	
LED PAR16 5W (GU10)		Fluo. 18W (GX24 q-2)	
LED 2,2/2,5/3,1/4/6/6,4/7,8/8,7/17,6/24,8/29,9W		Fluo. 13W ø7mm (w4,3)	
LED 16W (E27)		Fluo. comp. 9W (GX53)	
LED 2,5W (G9)			
LED 4/6W (E14)			

## B.LUX S.A.

Pol. Ind. Okamika, pab. 1  
Gizaburuaga (Bizkaia) SPAIN  
T.(+34) 94 682 72 72  
F.(+34) 94 682 49 02  
info@grupoblux.com  
www.grupoblux.com



DEPÓSITO LEGAL

B.lux S.A. reserves the right to make any modifications and remove products and their technical characteristics without prior notice.

B.lux S.A. se reserva el derecho de efectuar cualquier modificación y anulación de los productos y sus características técnicas, sin previo aviso.

B.lux S.A. behalte sich das Recht vor, Produkte bzw. Deren technische Eigenschaften ohne vorherige Ankündigung abzuändern oder zu streichen.

**B.lux**



**B.lux**