

## SAFETY WARNINGS

The Installation should only be undertaken by a qualified electrician.  
Surfaces can become hot while running.

L'installation du luminaire doit se faire par un ingénieur électricien agréé.  
Les surfaces peuvent chauffer lors de l'utilisation.

La instalación sólo debe ser realizada por un electricista calificado.  
Las superficies pueden calentarse durante el funcionamiento.

L'installazione deve essere eseguita solo da un elettricista qualificato.  
Le superfici possono diventare calde durante il funzionamento.

Die Installation darf nur von einem Elektrofachmann durchgeführt werden.  
Oberflächen können im Betrieb heiß werden

Монтаж должен выполняться только квалифицированным электриком.  
Поверхности могут нагреваться во время работы

## TECHNICAL INFORMATION

Doric 28 - E27 MAX. 100W (EU/UK)  
(Bulb not included)

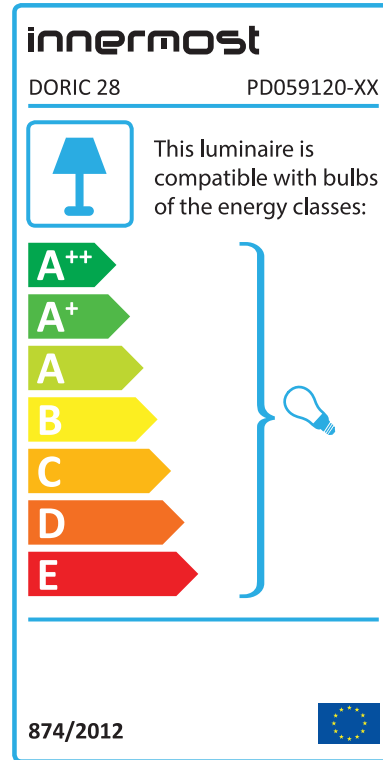

Innermost recommends LED Globe Bulbs with 400 - 1000 Lumen output and from 2700K (for warmer with more colour) up to 6000K (daylight).

## CLEANING AND CARE

Switch off the luminaire before cleaning and relamping.

Take care when handling Doric's resin shade, especially during assembly.

Use a non-abrasive cloth to keep your Doric clean.



For further information, please contact: [info@innermost.net](mailto:info@innermost.net)

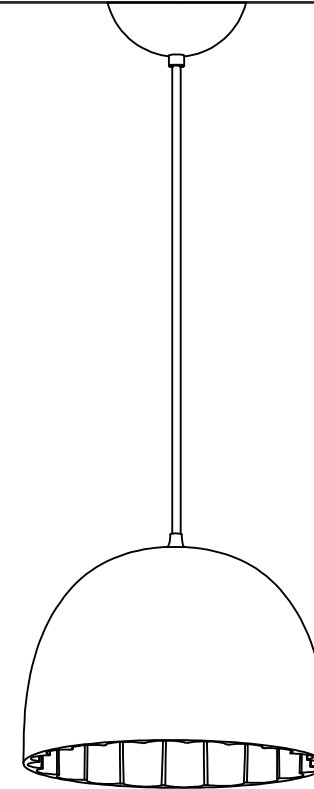
[www.innermost.net](http://www.innermost.net)

OXO Tower Wharf Bargehouse Street  
London, SE1 9PH

ITG054.20.00

# Doric 28

by James Bartlett



INSTALLATION GUIDE FOR :

Doric 28 UK / EU

Black Marble - PD05912032  
Matt White - PD05912033  
Rose Marble - PD05912034  
White Marble - PD05912035

**innermost**<sup>®</sup>

# Doric 28

by James Bartlett

innermost®

